


CHECK OUT THE FAIR WEBSITE:
www.crawfordcountywisconsinfair.com



Dates to Remember:

June 16, 2013

June 20, 2013

June 28, 2013

July 12, 2013

July 27, 2013

August 7-11, 2013

August 17, 2013

Shooting Sports Contest

Food, Clothing & Cake Revue

Paper Entry Deadline

Online Entry Deadline

Fair Clean-Up Day

Crawford County Fair

Horse Show

How to Enter	4
Entry Deadlines	4
Exhibit Drop-off times.....	4
Judging Schedule	4
Special Needs Division.....	5
Fair Rules & Regulations.....	5
Code of Conduct Agreement	5
Dog Policy.....	5
Liability Statement	6
Pre and Post-Fair Events.....	6
Department 25-Jr Favorite Foods & Decorated Cake Revue.....	6
Department 26-Jr Clothing Revue	7
Department 16-Jr Natural Science-Shooting Sports	6
Department 6 and 106-Horses	8
Horse Identification & Entry Form.....	9
Department 17 Younger Youth	10
Younger Youth Entry Form	11
Younger Youth Opportunity Shows	13
Farmer Bud Dairy Show	
Porky Pig Swine Show	
Red Rooster Poultry Show	
Hippity Hop Rabbit Show	
Animals & Livestock.....	14
Livestock Rules & Regulations	
Animal Well Being at the Fair	
Herdsmanship	
Educational Display Contest.....	15
Department 1 and 101-Dairy.....	15
Meat Animal Auction Information.....	16 & 17
Country of Origin Labeling	
Department 2 and 102-Beef.....	17
Department 3-Swine.....	18
Department 4-Sheep	18
Department 7-Poultry.....	19
Department 8 and 108-Rabbits	20
Department 9-Dogs	20
Department 10-Small Animals	21
Department 11-Alpacas.....	21
Jackpot Market Class - Swine Show	22
Jackpot Showmanship Class - Swine Show	23
Animal Identification Form.....	24
Overnight Registration Form	25
Department 10-Animal and Veterinary Science	26
Department 14 and 114-Plants and Soil Science.....	26
Department 15 and 115-Flowers, Home Grounds and Plants.....	27
Department 16 and 116-Natural Sciences.....	28
Department 18 and 118-Cultural Arts.....	29
Department 119-Antiques.....	31
Department 20 and 120-Photography	32
Department 21-Computers.....	33
Department 22 and 122-Woodworking.....	33
Department 23-Electricity	34
Department 24-Mechanical Arts	34
Department 25 and 125-Foods and Nutrition	35
Department 25 and 125-Food Preservation.....	36
Department 26 and 126-Clothing	36
Department 27 and 127-Knitting and Crocheting	38
Department 28 and 128-Home Furnishings.....	38
Department 29-Family Living	39
Department 31-Communications.....	40
Department 33-Youth Leadership.....	40
Department 34-Health, Social and Political Sciences	40
Department 32 and 132-Booths	41
Chapter ATCP 160 Information	41
Animal Health Rules and Regulations	41
Buckets of Blooms Information.....	47
Crawford County on the Move 5K Fun Run/Walk	47
Crawford County Fair Entry Form	48 & 49
Online Entry Information.....	Back Cover

The 2013 Crawford County Fairest of the Fair invites you to the 155th Crawford County Fair!

The Fair strives to provide quality and affordable family-friendly educational and entertainment opportunities for the citizens of the Crawford County area.

Make sure to meet the Fairest of the Fair
Kaitlyn Riley

Want to recycle your ribbons?



Bring your unwanted ribbons or trophies to the Fair Office on Sunday and help the Fair "Go Green!"

Look for the



to see what's new in 2013!!

Fair Clean-up Day

July 27, 2013 7:00 am

Please come and help clean up and finish special projects at the Fairgrounds!

Fair Take-Down Day

August 11, 2013 from 4:30 - 6:30 p.m.

Please help us take down the fair! Come to the Fair Office after collecting your exhibits.

Fair Fees:

No Parking Fees

Free Grandstand

\$10 Daily Admission (Thursday), ages 9 and up

\$5 Daily Admission (Friday, Saturday, Sunday), ages 9 and up

\$5 Exhibitor Season Passes

\$20 Advanced Season Passes, ages 9 and up

As always, this year's premium book contains several new and exciting changes and a new format! Please be sure to read carefully, even if you are a returning exhibitor!

HOW TO ENTER

1. Read all rules, regulations, department descriptions and items carefully.
2. Complete the entry form located in the back of this book. Please note that the Younger Youth and Horse departments have entry forms specific to that department. Junior and Open exhibitors in all other departments should complete the general entry form found at the end of the Fair Book. Please complete forms in numerical order, listing all Department, Class and Item numbers, as well as Descriptions of each entry. Incomplete entry forms WILL NOT BE ACCEPTED. Paper entries must be postmarked by June 28, 2013. Online entries are due Friday, July 12, 2013. EXHIBITORS WITH MORE THAN 15 ENTRIES MUST ENTER ONLINE.
3. Read the Code of Conduct found on page 4 of the premium book and sign your entry form.
4. Paper entry forms are due to the Crawford County Extension Office by Friday, **June 28, 2013**. Extension Office hours are 8:00 am to 4:30 pm, Monday through Friday. Entries can be mailed to: Crawford County Fair, 225 N. Beaumont Road, Suite 240, Prairie du Chien, WI 53821. Online entries can be made until **Monday, July 12, 2013**. **Due to the lack of support staff, exhibitors with over 15 entries MUST enter online.** If you do not have computer access, please contact the Fair Office to make arrangements to use the computer, or visit your local library.
5. Entry tags are available for pick up at the Crawford County Extension Office Tuesday, July 30 through Friday, August 2nd. Entry tags will be at the fairgrounds Tuesday, August 6 and Wednesday, August 7.

Please contact Fair Coordinator Amanda Nagel at 608-412-4748 or [cctyfair@crawfordcountywi.org](mailto:cctyfair@ crawfordcountywi.org) with any questions!
Office hours are every Wednesday from 1:30 pm to 6:00 pm

ENTRY DEADLINES: Paper Entries: Friday, June 28, 2013

Online Entries: Friday, July 12, 2013

EXHIBITORS WITH MORE THAN 15 ENTRIES MUST ENTER ONLINE.

Exhibit Drop-Off Times

Exhibits will be accepted at the following times only, NO EXCEPTIONS.

Check with department superintendents to see where exhibits should be placed on entry day.

Indoor entries: Wednesday, August 7: 4:30 p.m. to 7:30 p.m.

Poultry and Rabbits: Wednesday, August 7: 5:30 p.m. to 7:30 p.m.

Alpacas: Wednesday, August 7: 5:30 p.m. to 7:30 p.m. or Thursday, August 8: 7:00 a.m. to 10:00 a.m.

Beef, Swine, Sheep, Goats: Wednesday, August 7: 5:30 p.m. to 7:30 p.m. or Thursday, August 8: 7:00 a.m. to 10:00 a.m.

Dairy: Thursday, August 8: 7:00 a.m. to 10:00 a.m. or 2:00 p.m. to 7:30 p.m.

Horses, Cats, Dogs, and Small Animals: Brought & taken home the day of judging

In cases of extreme heat, livestock check in times may change. Please listen to WQPC for any updates.

LATE EXHIBITS WILL BE TURNED AWAY, NO EXCEPTIONS!

Judging Schedule

Exhibitors are invited to watch all judging! Please remember to be respectful to the superintendents, judges and other exhibitors!

Thursday, August 8

- 9:00 a.m. Flowers, Home Grounds and Plants and Foods & Nutrition
- 11:00 a.m. Poultry- Rabbit & Poultry Barn
- 1:00 p.m. Indoor Exhibits- Exhibit Building Three and Four
Except: Flowers, Home Grounds and Plants and Foods & Nutrition
- 1:30 p.m. Hippity Hop Show and Rabbits- Rabbit & Poultry Barn
- 5:00 p.m. Porky Pig Pork Producer's Show- Sheep & Swine Barn
- 5:30 p.m. Swine- Sheep and Swine Barn

Friday, August 9

- 9:00 a.m. Sheep and Goats- Sheep and Swine Barn



- 11:30 a.m. Beef -Beef Barn
- 4:00 p.m. Small Animals- Dairy Show Barn
- 5:00 p.m. Dogs- Dairy Show Barn

Saturday, August 10

- 8:30 a.m. Dairy- Show Dairy Show Barn
- 12:30 p.m. Farmer Bud Holstein Association Show- Dairy Show Barn



Judging time and location TBA for Alpacas

Saturday, August 17

- 10:00 a.m. Horse Show- Horse Arena

Special Needs Division

Superintendent: Arena Bark

The Crawford County Fair is truly for everyone! In 2013 we will be continuing our **Special Needs Division** for Crawford County residents who are differently-abled. Exhibits should be dropped off at the fairgrounds at from 10:00 am until noon on Tuesday, August 6th and be picked up by 5:00 pm on Sunday, August 11th. To enter in the Special Needs Division, please contact the Fair Office by **August 1st**. There are no entry fees for the Special Needs Division and there will be no premiums awarded.

Crawford County Fair Rules and Regulations

1. **Junior division competition is open to all members in good standing of a Crawford County 4-H, FFA, FHA, FHA-HERO, Boy Scouts, Girl Scouts or other supervised youth group.** Youth in grades K-2 as of the current school year can enter only in Department 17J. All other Junior Division youth must be in grade 3 or up as of the current school year and must be less than 20 years of age as of January 1 of the current fair year. **Grades are as of January 1, 2013.**
2. No exhibitor may enter in both the Junior and Open Division in the same department.
3. All Junior and Open Exhibitors must read the liability agreement and sign the entry form acknowledging their understanding. Entry Form must be signed or entries are invalid and/or premiums may not be awarded.
4. All exhibitors who plan to stay overnight at the Crawford County fairgrounds must complete an Overnight Registration Form. All exhibitors, siblings and parents must have a wristband.
5. Campers are encouraged to utilize the Stump Dodger Campground adjacent to the fairgrounds. Camping is only allowed for exhibitors and superintendents. Campers and tents must be registered with the Fair Office. NO campers will be allowed in the parking area. All tents/campers will receive a number which must be displayed at all times. Campers without numbers will be fined \$20.00 per night. Please be courteous to neighbors when using generators or other equipment while camping.
6. Premiums paid will be determined by the maximum placings by state aid and as determined by the judges.
7. Only one entry may be exhibited under each item number. All exhibits must be prepared during the current year.
8. The premiums awarded by the Fair will be indicated as follows: 1st Premium – Blue Ribbon, 2nd Premium – Red Ribbon, 3rd Premium – White Ribbon, 4th Premium – Pink Ribbon, Champion and Grand Champion – Royal Purple Ribbons
9. If there is only one entry in a class, the premium awarded shall be determined by the judge.
10. No exhibit can be entered in more than one class or awarded more than one premium.
11. The Fair Board will take every precaution for the safekeeping of all exhibits after arrival but will not be responsible for loss or damage that may occur. Exhibitors shall give personal attention to their exhibits and attend to their removal when released.
12. The Crawford County Fair Board will not allow any small animals, two months or younger, to be given away or sold at the fair.
13. **Exhibits will not be released until Sunday at 4:00 p.m. on the last day of the fair.** Exhibitors who remove any exhibits prior to 4:00 p.m. on Sunday will forfeit all premiums won. See ATCP Chapter 160.03 article 4.
14. **Exhibits must be picked up by 5:00 p.m. on the last day of the fair. Items left at the fairgrounds will be kept at the Extension Office for no more than 2 weeks. After that, all items will be disposed of.**
15. **No soliciting at the Crawford County Fair without Fair Board permission. This includes flyers posted or distributed at the fairgrounds.**

CODE OF CONDUCT AGREEMENT

By signing the Entry Form, Junior exhibitors acknowledge that they have read and understand the Code of Conduct, and the Liability Agreement as stated.

1. All exhibitors with entries in the junior division, and their parents, agree to abide by the rules and regulations governing entries, exhibits, judging, payment of premiums and general rules of the Crawford County Fair.
2. All junior exhibitors and their parents are expected to behave in a manner in accordance with the code of ethics relative to their recognized youth organization, i.e., 4-H, FFA, etc.
3. All exhibitors will be expected to:
 - A. Show respect for the rights of others and be courteous at all times.
 - B. Respect the property of others.
 - C. Demonstrate sportsmanship in the show ring, contests and meetings.
 - D. Be honest and not take unfair advantage of others.
 - E. Not possess or consume any alcoholic beverages or any other non-prescription drugs during the Crawford County Fair.
4. Any visitor violating the above rules (as determined by Fair Superintendents, 4-H Adult Leader Executive Board members, Fair Board members, judges, UW-Extension staff or law enforcement officials) will subject to any one or all of the following consequences:
 - A. Notification of parents.
 - B. Removal of individual and any or all of his/her exhibit from the present year's Junior Fair.
 - C. The individual may be required to appear before the Crawford County Fair Board to explain his or her actions.
 - D. Revocation of privilege to enter exhibits in future Crawford County Fairs.

ABSOLUTELY NO DOGS ALLOWED on Fairgrounds except for service dogs, or dogs for exhibit on the day of the Dog Show!

Those participating in the Crawford County Fair may request reasonable accommodations for disabilities by contacting the Crawford County Extension Office at 608-326-0223 or 225 N Beaumont Rd, Prairie du Chien, WI 53821 in advance of fair events. At least one month in advance is suggested. The Crawford County Extension Office will contact the participants as soon as possible to discuss the requests for accommodation and will notify the appropriate county fair officials of accommodations that have been approved.

Crawford County Fair Liability

The Crawford County Fair will take reasonable precaution to protect the safety of the exhibits sent to the Fair, but owners themselves take the risk of exhibiting them, and should any exhibitor/exhibit or portion thereof be injured, damaged, lost or stolen, Crawford County personnel will give assistance toward recover of the same, but will not be liable, or make any payment for the value thereof.

Neither the county of Crawford, Crawford County Fair, or its employees or agents shall be liable for any loss to an exhibitor occasioned by fire, accident, condition of structure, or damage caused by weather to any exhibit, article, equipment or commercial exhibit left in the building or on the grounds after the close of the Fair.

Exhibitors or owners of animals and/or machinery, while stationary or in motion, and any other exhibits or equipment which may cause accidents, injury or damage to persons or animals or property coming in contact with or in proximity to them, shall guard, their exhibits or machinery, and protect the public from coming in contact therewith at all times while on the fairgrounds, and every such exhibitor or owner shall indemnify the County of Crawford, Crawford County Fair Board, and its agents an employees, from and against claims and demands, costs, charges and expenses which it or they might incur, suffer or be put to by reason of failure to take the precaution above referred to or failure to comply with Crawford County Fair rules, polices or directives. Liability insurance to comply with indemnity provisions is required. Presentations of an entry from shall be deemed acceptance of this provision.

Pre-Fair and Post-Fair Events

Judging for all pre- and post-fair events will be held prior to August 7th or after August 11th. In accordance with Wisconsin Administrative Code Chapter ATPC 160, projects must be represented at the County Fair for exhibitors to receive premiums.

Department 16 – Junior Natural Sciences (Danish Judging)

Shooting Sports Contest: June 16, 2013 6:00 pm at the Crawford County Fairgrounds- Must be enrolled in 4-H Shooting Sports

Class E – Shooting Sports Contest To participate in .22 Rifle, the individual must be 12 years of age or 11 and have passed a DNR Hunter Safety Program.
Premiums: Blue - \$2.00; Red - \$1.75; White - \$1.50; Pink - \$1.25

Archery

1. Target Shooting Contest, Freestyle, Junior, grades 3-5
2. Target Shooting Contest, Freestyle, Intermediate, grades 6-8
3. Target Shooting Contest, Freestyle, Senior, grades 9-13
4. Target Shooting Contest, Barebow, Junior, grades 3-5
5. Target Shooting Contest, Barebow, Intermediate, grades 6-8
6. Target Shooting Contest, Barebow, Senior, grades 9-13

Air Rifle

7. Target Shooting Contest, member, grades 3-5
8. Target Shooting Contest, members, grades 6-8
9. Target Shooting Contest, member, grades 9-13

.22 Rifle

10. Target Shooting Contest, open sites, members, grades 6-8
11. Target Shooting Contest, scopes, members, grades 6-8
12. Target Shooting Contest, open sites, member, grades 9-13
13. Target Shooting Contest, scopes, member, grades 9-13

Shotgun

14. Clay Pigeon Shooting Contest, member, grades 6-8; must be 12 years of age
15. Clay Pigeon Shooting Contest, member, grades 9-13

Muzzleloader

16. Muzzleloader Target, grades 6-8; must be 12 years of age
17. Muzzleloader Target, grades 9-13

Department 25 – Junior Favorite Foods and Decorated Cake Revue (Danish Judging)

Decorated Cake Revue, Favorite Foods Revue: June 20, 2013 6:00 pm at Seneca Town Hall

- Each participant will set up her/his own entry and will answer questions during judging pertinent to her/his display. Participants are allowed multiple cakes.
- Favorite food display shall consist of a place setting and a sample of one food item from a menu created by the exhibitor. Write the food recipe on a **3" x 5" card and write the menu on a 8" x 11" sheet**. Project displays will have sufficient equipment and visuals to teach an idea.
- Cakes must be decorated out of baking pan.
- All decorations must be made of frosting, except where specified.
- Cakes must be exhibited on sturdy board. No ruffles allowed on tray.
- Cake Revue entries are evaluated on creativity, skill level, cake appearance, and frosting colors.
- In order to receive the premium, decorated cake exhibitors will be expected to create a poster detailing the steps in creating the cake and pictures of the final product. Exhibitors are also requested (but not required) to bring a cake for the Cake Walk at the Fair
- Posters **MUST** be 14" x 22"
- In order to receive the premium, the favorite food exhibitors will be expected to set up the table display at the county fair. **Displays need to be set up at 7:00 pm on Thursday, August 8.**

All premiums: Blue, 2.00; Red, 1.75; White, 1.50; and Pink 1.25, unless otherwise listed.

Food Revue Class I – Grades 3-5

1. Favorite food display for healthy snack or light lunch
2. Project display of food science exhibit
3. Project display of selecting and coordinating table settings

Food Revue Class J – Grades 6-8

4. Favorite food display for lunch or supper
5. Favorite food display for breakfast
6. Project display on incorporating nutrition and fitness in daily life

7. Project display of a traditional recipe made healthier

Food Revue Class K – Grades 9-13

7. Project display of good food buying practices
8. Favorite food display for dinner or international dinner
9. Project display of the nutritious value of fast food
10. Project display of a traditional recipe made healthier

Cake Revue Class L – Grades 3-5

1. Character cake, molded pan, using decorator tips

2. Flat, one layer cake using decorator tips
3. Any other cake, may use other edible items as decorations, using decorator tips
4. Any other cake, may use other edible items as decoration, not using decorator tips

Cake Revue Class M – Grades 6-8

5. Character cake, molded pan, using decorator tips
6. Special occasion cake, one layer (ex: birthday, Christmas, etc)
7. Creative cut-out cake; may be your own design
8. Any other cake; may use other edible items as decoration, using decorator tips
9. Any other cake; may use other edible items as decoration, not using decorator tips

10. Gingerbread house or other structured cake; may use other edible items for decorations

Cake Revue Class N – Grades 9-13

11. Character cake, molded pan, using decorator tips
12. Special occasion cake using frosting flowers, flat, one layer (ex: birthday, Christmas, etc.)
13. Layer cake using flowers (layer cake consists of one or more cakes put together)
14. Gingerbread house or other structured cake; may use other edible items for decorations
15. Any other cake; may use other edible items as decoration, using decorator tips
16. Any other cake; may use other edible items as decoration, not using decorator tips

Department 26 – Junior Clothing Revue (Danish Judging)

Date: June 20, 2013 6:00 pm at Seneca Town Hall

- Participants ages 14-19 years old have an opportunity to serve as a State Fair Clothing Revue delegate if selected.
- Exhibits will be judged face-to-face on the following: 1) Suitability of garment to the individual and purpose as to color and design; 2) General appearance, neatness, posture and fit; 3) Construction to the extent that it affects general appearance and wear of the garment.
- In order to receive premiums, exhibitors must participate in the Style Show at the Fair. The Style Show will be held in the Entertainment Tent at noon on Sunday.
- **All premiums: Blue, 3.00; Red, 2.75; White, 2.50; and Pink 2.25, unless otherwise listed.**

Class E – Clothing I

Grades 3-8 with 2 years or less experience

1. Simple top (blouse, tank, t-shirt)
2. Simple skirt or pants
3. Dress or suit
4. Shorts or jams
5. Vest

Class F – Clothing I

Grades 9 - 13 with 2 years or less experience

6. Simple top (blouse, tank, t-shirt)
7. Simple skirt or pants
8. Dress or suit
9. Shorts or jams
10. Vest

Class G – Clothing II

Grades 3-8 with three to four years experience

11. Shirt and pants, skirt or shorts
12. Blouse or top alone
13. Dress or suit
14. Costume (suitable for Halloween, Mardi Gras, etc.)
15. Pants with waistband (shorts, pantskirts, slacks, etc.)
16. Shorts or jams (elastic or drawstring waist)
17. Two piece garment for sportswear
18. Outfit for hunting
19. Knitted/Crocheted garment

Class H – Clothing II

Grades 9 - 13 with three to four years experience

20. Shirt and pants, skirt or shorts
21. Blouse or top alone
22. Dress or suit
23. Costume (suitable for Halloween, Mardi Gras, etc.)
24. Pants with waistband (shorts, pantskirts, slacks, etc.)
25. Shorts or jams (elastic or drawstring waist)
26. Two piece garment for sportswear
27. Outfit for hunting
28. Knitted/Crocheted garment

Class I – Clothing III

Grades 3-8 with five or more years experience

29. Garment for lounging or nightwear
30. Garment for general wear
31. Garment for best wear or party wear
32. Garment for sportswear, at least 2 pieces, not a dress or suit
33. Garment for another individual
34. Coat
35. Top or jacket and skirt or pants without elastic waistband
36. Any skirt or pants without elastic waistband
37. Pants outfit or jumpsuit
38. Beachwear
39. Outfit for hunting
40. Garment for general wear
41. Garment for best wear or party wear
42. Knitted/Crocheted garment

Class J – Clothing III

Grades 9 - 13 with five or more years experience

43. Garment for lounging or nightwear
44. Garment for general wear
45. Garment for best wear or party wear
46. Garment for sportswear, at least 2 pieces, not a dress or suit
47. Garment for another individual
48. Coat
49. Top or jacket and skirt or pants without elastic waistband
50. Any skirt or pants without elastic waistband
51. Pants outfit or jumpsuit
52. Beachwear
53. Outfit for hunting
54. Knitted/Crocheted garment

Class K – Purchased Clothing

Open to all Clothing I, II, and III members

55. Sportswear outfit selected by exhibitor
56. Outfit for school selected by exhibitor
57. Outfit for best wear selected exhibitor
58. Select an old garment and create something new for yourself



Department 6 – Junior Horses (Danish and Regular Judging)

Department 106 – Open Horses (Regular Judging Only)

Superintendent: Rebekah Ghormley

Date: August 17, 2013

- No Open class animal may be entered in the name of any person other than the bonafide owner or owners, and should any prove to be otherwise entered, premiums awarded will be forfeited.
- Junior class horses and ponies must be owned or managed by the exhibitor or the exhibitor's immediate family on or before May 1 of the exhibit year. Management or ownership records will be checked by the superintendent on show day. If special circumstances occur, it will be dealt with by a special committee.
- No exhibitor may exhibit more than two head in this department. (In accordance with ATCP Chapter 160)
- Each animal may be exhibited only once under Danish judging (showmanship, equitation), and once under Regular judging (halter, pleasure, trail, or gymkhana) for premiums.
- Exhibitors should only enter their two premium classes per horse. Additional classes may be entered the day of the show.
- Exhibitors may not bring animals until the day of the show.
- Open classes will run concurrent with the junior classes, but will be judged separately.
- Youth participating in the Crawford County Fair Horse classes must adhere to the following safety policies: a) Wear protective headgear (SEI approved) which fits correctly, b) Wear shoes or boots which will provide protection from the hazards of working with horses, and c) Wear clothing appropriate for the activity, which will protect them from the elements surrounding this event.
- Helmets are not required for adults (18 years of age and older) participating in Department 106. However, it is highly recommended for safety reasons.
- No stallion over 16 months will be permitted to show.
- All entries must include an updated copy of a Coggins Test
- In 2013 the entry form for the horse show is included on the horse identification form.

All Premiums: Blue: 8.00; Red, 7.00; White, 6.00; Pink, 5.00 unless otherwise listed.

Class A – Halter – Regular Judging (Open and Junior)

- Judged on conformation of the horse or pony

Item

1. Pony Halter, 56" and under
2. 2012 and 2013 foals
3. English Type Horse, halter or bridle
4. Western Horse Halter
5. Draft Horse Halter

Class B – Showmanship – Danish Judging (Junior Only)

- Judged on exhibitor's ability to show a pony, horse, or draft horse at halter.

6. Junior (grades 3 – 5)
7. Intermediate (grades 6 – 8)
8. Senior (grades 9 - 13)

Class C – Equitation – Danish Judging (Open- Regular Judging)

- Judged on exhibitor's ability to ride Western and English Dressage classes will be run at the same time, but judged separately. Please specify English or Western on entry form. Exhibitors may enter one test per horse/rider combination.

9. Beginner Rider Walk-Trot, rider may not enter any canter class
10. Dressage, Intro Level A, B or C (English) or Western Intro Levels 1 - 4(grades 3 – 8)
11. Dressage, Intro Level A, B, or C (English) or Western Intro Levels 1-4 (grades 9 – 13)
12. Dressage, Intro Level A, B, or C (English) or Western Intro Levels 1-4 (Open Class)
13. Dressage, Training Level 1-3 (English) or Western Basic Level 1-4 (grades 3-8)
14. Dressage, Training Level 1-3 (English) or Western Basic Level 1-4 (grades 9 - 13)
15. Dressage, Training Level 1-3(English) or Western Basic Level 1-4 (Open Class)
16. Bareback Equitation (grades 6 and up)
17. Pony Horsemanship (grades 3 – 5)
18. Pony Horsemanship (grades 6 and up)
19. English Equitation (grades 3-5)
20. English Equitation (grades 6-8)
21. English Equitation (grades 9 - 13)
22. English Equitation (Open Class)
23. Western Horsemanship (grades 3 – 5)

Horse Judging

Younger Youth will have the opportunity to assist the judge in placing a class! This event will be held during the horse show in the horse arena. See Department 17-J to Enter!

24. Western Horsemanship (grades 6 – 8)

25. Western Horsemanship (grades 9 - 13)

26. Western Horsemanship (Open Class)

27. Reinsmanship - any hitch (Junior Class)

28. Reinsmanship- any hitch (Open Class)

Class D – Pleasure – Regular Judging (Open and Junior)

- Judged on performance of horse or pony

29. Junior/Green Horse Walk-Trot Pleasure, horse or pony, may not enter any canter class (grades 6 and up)
30. Novice/Green Horse Walk-Trot Pleasure, horse or pony, may not enter any canter class (Open Class)
31. Pony Pleasure (grades 3 - 5)
32. Pony Pleasure (grades 6 and up)
33. English Pleasure (grades 3 – 5)
34. English Pleasure (grades 6 – 8)
35. English Pleasure (grades 9 - 13)
36. English Pleasure (Open Class)
37. Western Pleasure (grades 3 - 5)
38. Western Pleasure (grades 6 - 8)
39. Western Pleasure (grades 9 - 13)
40. Western Pleasure (Open Class)
41. Pleasure Driving, horse or pony (Junior Class)
42. Pleasure Driving, horse or pony (Open Class)

Class E – Trail – Regular Judging (Open and Junior)

- Judged on performance of horse or pony

43. Trail, horse or pony (grades 3 – 5)
44. Trail, horse or pony (grades 6 – 8)
45. Trail, horse or pony (grades 9 - 13)
46. Trail, horse or pony (Open Class)
47. Obstacle Driving, horse or pony (grades 6 and up)

Class F – Gymkhana – Regular Judging (Open and Junior)

- Timed performance

48. Plug Race (grades 3 – 5)
49. Barrels, horse or pony (grades 6 – 8)
50. Barrels, horse or pony (grades 9 - 13)
51. Barrels, horse or pony (Open Class)
52. Pole Bending (grades 6 – 8)
53. Pole Bending (grades 9 - 13)
54. Pole Bending (Open Class)

Crawford County Fair Horse Identification and Entry Form

Please Print Clearly

Name: _____ Phone: _____

Address: _____ City: _____ Zip: _____

Junior Exhibitor's Grade (as of January 1st of the current year): _____ Birth date: _____

Email Address: _____ Parent/Guardian: _____

Name of Club/Organization: _____

Village or Town of Residence _____ Premises ID Number: _____

Write the animal's name below as it appears on your Coggins Test. If you wish to use a special show name for your animal at the fair, include that name *after* the Coggins Test name. **Attach a photocopy of the Coggins Test(s) to this identification form** and bring another copy to the fair show.

First Horse or Pony Name: _____

Age: _____ Height: _____ Color: _____

Breed: _____ Owner: _____

#	Dept.	Class	Item #	Judging	Description of Exhibit
1				Danish	
2				Regular	

Second Horse or Pony Name: _____

Age: _____ Height: _____ Color: _____

Breed: _____ Owner: _____

#	Dept.	Class	Item #	Judging	Description of Exhibit
1				Danish	
2				Regular	

By signing below I acknowledge that I have read and understand the Liability Agreement, Code of Conduct, and Rules and Regulations and agree to abide by all items contained within the agreements.

Exhibitor Signature: _____ Date: _____

Signature of Parent/Guardian (if applicable): _____

Entry Deadline is Friday, June 28, 2013. Return entry to: Crawford County Fair Office, 225 N Beaumont, Suite 240, Prairie du Chien, WI 53821

ALL CHECKS PAYABLE TO CRAWFORD COUNTY FAIR

Entry Fee: \$5.00 (PER EXHIBITOR INCLUDES ONE SEASON PASS) ----- \$ _____

Additional Advance Season Passes: Age 9 and up - \$20 in advance. _____ x \$20.00 \$ _____

Daily passes are \$5 at the gate (\$10 Thursday)

Wenzel Amusements Advance Mega Pass: \$40.00 SEPARATE CHECK _____ x \$40.00 \$ _____

Total Enclosed: \$ _____

OFFICE USE ONLY

C	CK

Younger Youth

Open to youth from Kindergarten to 2nd Grade Department 17 – Junior Younger Youth (Danish Judging)

Superintendents: Debbie McCarthy and Bernice Dombeck

Class A – Kindergarten Class B – 1st Grade Class C – 2nd Grade

• **All exhibitors are automatically entered in Face to Face Discussion. Exhibitor choose one item to be judged face to face ONLY! This item will NOT be judged or you will not enter into the below categories. Judging will be held on Wednesday evening from 4:00 p.m. to 7:30 p.m.**

• All scrapbooks should be on 8" x 8," 8 ½" x 11" or 12" x 12" paper. Displays must not exceed 24" x 24". Posters should be 14" x 22".

• All premiums: Blue, 2.00; Red, 1.75; White, 1.50; and Pink 1.25, unless otherwise listed

Item	45.	Lego item built by exhibitor
Birds, Bugs, and Nature	46.	Mosaic
1. Bird scrapbook, 10 different types identified	47.	Nature craft
2. Environmental poster	48.	Original drawing, any medium, at least 8 ½" x 11", bracketed for hanging
3. Fish scrapbook, 10 different types identified	49.	Original drawing, any medium, at least 8 ½" x 11", bracketed for hanging, with the title: "I like the Fair because...."
4. Insect display, 10 different types identified	50.	Painting, at least 8 ½" x 11", must be bracketed for hanging
5. Leaf scrapbook, 10 different types identified	51.	Plaster of Paris item
6. Wildflower scrapbook, 10 different types identified	52.	Yarn craft
7. Wildlife animal scrapbook, 10 different types identified	53.	Yarn, stitchery or candlewicking
Building and Fixing		Plants and Animals
8. Display of wood finishes, identified, minimum of 3 examples	54.	Cut flower arrangement
9. Exhibit or display of tools or equipment	55.	Homemade terrarium, not more than one year old, include the date project was started
10. Five different wood samples identified	56.	One houseplant, not more than one year old
11. Five simple knots identified	57.	Garden Box, 4 different kinds of home grown vegetables, one of each kind
12. Poster on home jobs	58.	Beef scrapbook, identifying care, food, etc.
13. Wood homemade toy or game	59.	Cat scrapbook, identifying care, food, etc.
14. Wood article for outdoors	60.	Chicken scrapbook, identifying care, food, etc.
15. Wood article for indoors	61.	Dog scrapbook, identifying care, food, etc.
In the Home	62.	Dairy scrapbook, identifying care, food, etc.
16. Decorated cookie, plate of 1, must be prepared according to instructions in Department 25	63.	Farm machinery scrapbook, identifying 10 different types
17. Simple Food Item- 3 brownies, cookies or bars, must be prepared according to instructions in Department 25	64.	Farm animal scrapbook, identifying 10 different types
18. Trail Mix – one cup in a plastic bag	65.	Fruit scrapbook, identifying 10 different types
19. Any article made from a kit	66.	Horse scrapbook, identifying care, food, etc.
20. Any article made from art foam	67.	Rabbit scrapbook, identifying care, food, etc.
21. Article made from plastic canvas	68.	Sheep scrapbook, identifying care, food, etc.
22. Beadwork item	69.	Swine scrapbook, identifying care, food, etc.
23. Crocheting	70.	Vegetable scrapbook, identifying 10 different types
24. Decoupage	71.	Horse Judging (see Dept. 6 for details)
25. Embroidery	72.	Display on any animal project exhibitor hopes to be involved in
26. Fabric craft	73.	Poster identifying 5 parts of an animal
27. Fabric painted item	74.	Poster describing proper animal care
28. Fleece item		Recycling
29. Glazed ceramic	75.	Craft made from trash
30. Holiday craft	76.	Poster about recycling
31. Stained ceramic	77.	Something useful made from trash (include description of what it is used for)
32. Pinch pottery		Yourself and Your Family
33. One refrigerator magnet	78.	Family tree poster
34. Scrapbooking, not more than 5 pages	79.	Hobby collection display
35. Sewn article	80.	Poster relating to yourself
36. Silk flower arrangement	81.	Poem or story written by exhibitor
37. Simple sewn garment	82.	Record Book (4-H or other organization)
38. Stamping, not more than 3 items	83.	Three photos, any subject, taken by exhibitor, must be mounted according to instructions in Dept 20
39. Stenciled item	84.	Safety poster
40. Stepping stone	85.	Scrapbook on your family
41. Tie-dyed item		
42. Homemade candle		
43. Homemade pillow		
44. Leathercraft item		

ENTRY FORM FOR YOUNGER YOUTH ON NEXT PAGE

Crawford County Fair Younger Youth Entry Form

Please Print Clearly

Name: _____ Phone: _____

Address: _____ City: _____ Zip: _____

Junior Exhibitors Grade (as of January 1st of the current year): _____ Birth date: _____

Email Address: _____ Parent/Guardian: _____

Name of Club/Organization: _____

Department	Class (Circle One)			Item	Description
17-J					<u>Face-to-Face Judging (see reverse to request a time)</u>
17-J	A	B	C	_____	_____
17-J	A	B	C	_____	_____
17-J	A	B	C	_____	_____
17-J	A	B	C	_____	_____
17-J	A	B	C	_____	_____
17-J	A	B	C	_____	_____
17-J	A	B	C	_____	_____
17-J	A	B	C	_____	_____
17-J	A	B	C	_____	_____
17-J	A	B	C	_____	_____
17-J	A	B	C	_____	_____
17-J	A	B	C	_____	_____
17-J	A	B	C	_____	_____
17-J	A	B	C	_____	_____

COMPLETE BACK SIDE OF FORM

Face to Face Judging for Dept, 17-J will be held Wednesday, August 7, 2013 from 4:00 pm to 7:30 pm in the Youth Pavilion (Building 2). Exhibitors will be scheduled in 15 minute increments and should bring any project to discuss with the judge. Face to Face projects do not have to be entered in advance and projects will not be judged again. Please rank the following time increments in order of preference **(1-2, 1 being the most preferred time)**. Every attempt will be made to schedule exhibitors in their preferred times, but requests will not always be able to be accommodated.

Wednesday 4:00 pm to 5:45 pm _____

Wednesday 6:00 pm to 7:30 pm _____

Any questions regarding Face-to-Face judging, please contact the Crawford County Extension Office.

By signing below I acknowledge that I have read and understand the Liability Agreement, Code of Conduct, and Rules and Regulations and agree to abide by all items contained within the agreements.

Exhibitor Signature: _____ Date: _____

Signature of Parent/Guardian (if applicable): _____

PAPER Entry Deadline is Friday, June 28, 2013. Return entries to: Crawford County Fair Office, 225 N Beaumont, Suite 240, Prairie du Chien, WI 53821

ONLINE Entry Deadline is Friday, July 12, 2013. ALL EXHIBITORS WITH MORE THAN 15 ENTRIES MUST ENTER ONLINE.

ALL CHECKS PAYABLE TO CRAWFORD COUNTY FAIR

OFFICE USE ONLY	
C	CK

Entry Fee: \$2.00 (Cloverbud exhibitors DO NOT NEED A WRISTBAND FOR GROUNDS ENTRY) \$ _____

Additional Advance Season Passes: Age 9 and up - \$20 in advance _____ x \$20.00 \$ _____

Daily passes are \$5 at the gate (\$10 Thursday)

Wenzel Amusements Advance Mega Pass: \$40.00 SEPARATE CHECK _____ x \$40.00 \$ _____

Total Enclosed: \$ _____

Younger Youth Opportunity Shows

These shows and events are provided to promote the animal agriculture industries and to build enthusiasm and interest in exhibiting at the Crawford County Fair. Fill out the entry form below and send it to: Crawford County Fair, 225 N Beaumont, Suite 240, Prairie du Chien, WI 53821

ENTRY DEADLINE: AUGUST 1, 2013

Porky Pig Swine Show • Sponsored by the Wisconsin Pork Producers Thursday, August 8th at 5:00 p.m. in the Sheep and Swine Barn

1. The Porky Pig Swine Show is open to all Wisconsin youth **FROM KINDERGARTEN TO 2ND GRADE**.
2. Barrow can be any breed, and must be 5 - 6 months of age at fair time and weigh 220-280 pounds.
3. Exhibitors should work with their barrow before arrival at the fairgrounds and be comfortable in showing and caring for their animal.
4. Each child will be asked to show their animal in the ring, and will be asked a question about their hog.
5. Barrow must be brought to the fairgrounds on the dates designated as Swine entry times in the front of the fair book. All swine must be accompanied by a Wisconsin Intrastate Movement Certificate, and must follow Animal Health Rules and Regulations found in the back of this book.
6. Barrows will be weighed in and identified upon arrival at the fairgrounds.
7. The child is responsible for all care and feeding of the animal while it is at the fairgrounds.
8. Barrows may not leave the fairgrounds until Sunday after 4 p.m. It is the responsibility of the child to let the Swine superintendent know by Friday if their barrow will be going on the truck to market, or to a locker.
9. An award and gift package from area businesses will be presented to each participant.

Porky Pig Entry Form

Name: _____ Age: Kindergarten 1st grade 2nd grade

Name: _____ Age: Kindergarten 1st grade 2nd grade

Address: _____

Phone: _____

I hereby certify I will not hold the Wisconsin Pork Producers Association or the Crawford County Fair responsible for injuries to my child or animal.

Parent or Guardian's Signature: _____

Farmer Bud Dairy Show • Sponsored by the Crawford County Holstein Association Saturday, August 10th at 12:30 p.m. in the Dairy Show Barn

Class A - Youth who have not entered Kindergarten

Class B - Kindergarten, 1st, and 2nd Grade

1. Calf will be brought the morning of show and taken home that afternoon.
2. Calf can be any dairy breed, preferably 4 months age calves can be heifers or bull calves less than one month of age.
3. Each child will be asked to lead his/her calf around the ring, and will be asked a question about their calf. **(Class B)** Child should be able to lead their calf properly, be able to set their calf up, and have basic showmanship skills.
4. Children are not required to wear white clothes. **(Class B)** Children can wear a white t-shirt if they would like, but it is not required
5. Clipping of the calves is optional.
6. Ribbons and halters will be presented to each participant **(Class B)**. Premiums will also be awarded by the Crawford County Holstein Association.
7. Each child will be photographed with the current Crawford County Dairy Royalty.
8. Child may "barrow" a calf from current exhibitor – must be accompanied by parent or exhibitor.
9. Children are permitted to have a "helper" assist them.
10. This activity is to promote the exhibition of dairy cattle to younger and future Crawford County Fair exhibitors.

Farmer Bud Entry Form

Name: _____ Age: _____

Name: _____ Age: _____

Address: _____

Phone: _____

I hereby certify I will not hold the Crawford County Holstein Association or the Crawford County Fair responsible for injuries to my child or animal.

Parent or Guardian's Signature: _____

Animals and Livestock

Junior and Open Departments

Crawford County Fair Livestock Rules and Regulations

1. In livestock classes, Junior exhibitors MUST show their own entries, unless there is a family or medical **emergency**. In that case, the superintendent must be notified and another Junior exhibitor may show those entries.
2. Animals must be fed and watered, and their pens/stalls cleaned by 10:00 a.m. each day.
3. To exhibit animals at the Crawford County Fair, youth must have been in at least 3rd grade during the school year just completed. This policy, adopted on March 10, 2004, applies to the Crawford County Fair's Junior Division and Open Division.
4. Exhibitors entering registered livestock will be required to furnish a certificate of registration.
5. The Crawford County Fair Board will not allow any small animals, two months or younger, to be given away or sold at the fair.
6. Livestock (dairy, beef, sheep and swine) exhibitors will not receive entry tags. Be sure you are entered in the correct classes before the show!
7. Refer to Wisconsin County, District & State Fairs Animal Health Rules and Regulations listed in back of book.
8. Animals turned away at the gate by the vet will be marked with a paint stick so the superintendents know not to admit animal
9. No Open Division animal may be entered in the name of any person other than the bonafide owner or owners, and should any prove to be otherwise entered, premiums awarded them will be forfeited. There are no ownership requirements for Junior Divisions.
10. Open Division exhibitors will be allowed two entries under each item of individual animal. Only two animals may be entered and placed in the show ring. Junior Division exhibitors will be allowed two entries under each item of individual animal. Only one animal may be entered and placed in the show ring.
11. An animal exhibited in Open division cannot be shown in Junior Division by another exhibitor.
12. All Exhibitors must complete the Crawford County Fair Animal Well Being Course found on page 21.
13. **Exhibitors must fill out and present Identification Form for all livestock (beef, sheep and swine) brought to the Crawford County Fair (form included in Fair Book). This form must be filled out and returned to the Fair Office before animals are shown—Exhibitor numbers will not be issued until these forms are turned in!! NO EXCEPTIONS!!!**

HERDSMANSHIP

Herdsmanship has become increasingly important as the general public, including Crawford County residents, gets farther and farther removed from agriculture. It is vital that the agriculture community puts their best foot forward and demonstrate the care that we give to our animals and the hard work put in to our projects.

- All exhibitors showing animals (dairy, beef, sheep, swine, rabbits and poultry) are automatically entered in Herdsmanship.
- A show string is defined as animals that are tied or housed together. Each exhibitor should specify their show string name on their entry form (for example: Country Clovers 4-H, Smith Family, Kickapoo Farms).
- Each show string will provide a two person team to judge. At least one member of the judging team must be 15 years of age or older, and may be an adult.
- Judging will occur during appropriate (non-show hours). Approximately 10:00 am to 8:00 pm Thursday – Saturday, 10:00 am to 2:00 pm on Sunday
- Judging packets should be picked up by one member of each show string by 5:00 pm on Thursday and are due back to the Fair Office by 2:00 pm on Sunday. The packet will contain judging sheets and an exhibit card to be hung above each exhibit.
- Each show string will judge their one species as assigned, which may or may not be the species that they are exhibiting .
- Exhibits will be judged on how each space is left on Sunday afternoon.
- Awards will be presented as followed: Beef, Sheep and Swine at the Meat Animal Auction Appreciation Dinner, Dairy at the Holstein Association Twilight meeting or the Apple Country Classic Sale in September and Rabbit and Poultry at the 4-H Awards Banquet in October.
- The top herdsmanship in each species will be awarded prizes.

Herdsmanship Score Card

DECORATIONS: 10 POINTS

- Club Identification
- Animal Identification
- Neat and attractive
- Coordinated color scheme and background
- Originality

CONDITION OF ANIMALS: 30 POINTS

- Properly groomed and clean
- Well fed and watered
- Properly penned or secured
- Attractively arranged

AISLE/BEDDING/SERVICE AREA: 30 POINTS

- Ample bedding, not overdone, but uniform
 - Edge (if applicable) neat and square
 - Wet bedding removed daily
 - Clean and dry aisle
 - Neatness and cleanliness of equipment, feed and storage
 - Personal items out of sight or stored neatly
- #### CONDUCT OF CLUB MEMBERS: 30 POINTS
- Behavior of exhibitors and others in exhibit area
 - Knowledge of animals in exhibit and of club
 - Dress appropriate and neat

EDUCATIONAL DISPLAY CONTEST

The Crawford County Farm Bureau Women will sponsor the Educational Display contest at the fair this year. **Only individual youth exhibitors showing dairy, beef, sheep, swine, poultry and rabbit are eligible to enter and cash prizes will be awarded to the top three individual displays.** All species will compete together. Prizes will be awarded as follows: First place-\$30, Second place-\$20, and Third place-\$10.00. **Displays will be independently judged and scored** on the following criteria:

1. Educational Value: The display should tell a story about the animal(s) or exhibitor's farm = 50 points
2. General Appearance: Eye appeal, neatness, total picture presented = 30 points
3. Creativity: The use of color, materials and ingenuity of presentation = 20 points

Displays must be registered at the Fair Office by 8:00 p.m. Thursday, August 8, 2013, and set up ready for judging no later than 10:00 a.m. on Friday, August 9, 2013. Winners will be announced on Saturday afternoon and will be posted at the Fair office and Farm Bureau Food Stand.

Department 1 – Junior Dairy (Danish Judging) **Department 101- Open Dairy (Regular Judging)** **Superintendents: Marsha Ellefson and Chad Sime** **Milk House: Dairy Exhibitors**

Supreme Champion Dairy Female -Grand & Reserve Grand Champions of each class (Open and Junior) are eligible to show for Supreme Champion. The contest will be held after the completion of the Dairy Show.

Alumni Dairy Showmanship: Bragging Rights Only, Sponsored by the State Fair Dairy Team

THERE ARE NEW ENTRY GUIDELINES FOR THE DAIRY DEPARTMENT! PLEASE READ AND FOLLOW CAREFULLY!!

All entries need to be made online. Online deadline is August 1st.

Visit www.crawfordcountywisconsinfair.com to enter online. Official entries must include name and birthdates of animals entered. Changes may be made at the Fair for a \$5.00 per change fee. No additions will be allowed. For example: If a Registered Holstein Spring Calf named CCFair Atwood Mary is entered, CCFair Jasper Susan may be substituted at the Fair, but CCFair Jasper Susan may not be just added to the Official Form at the Fair. Exhibitors will need to sign that the Official Entry Form is correct at the Fair in order to receive their back tag. Exhibitors without home access to the internet may visit the Extension Office or their local library by August 1st to fill out the Official Entry Form on the Fair website. The Dairy Cattle Official Entry Form will serve as the Animal Identification Form.

- Veterinarians recommend that cattle be treated with an intra-nasal vaccine for IBR and Para-Influenza.
- If there are fewer than 5 entries in a breed show, registered animals will be judged in Class H. Grade animals will be judged in Class P. If a junior exhibitor has more than one entry in the combined class, another junior exhibitor may show an animal.
- Animals entered in group classes must also be exhibited in a class for individuals.
- If a Junior exhibitor wants to show in a group class in the open show, they must show in the open class only.
- The best uddered cow of each of the milking classes will compete to select the best uddered cow of the show.

Award Clarification

- Ribbon classes (Champion and Grand Champion) will be awarded based on quality and numbers, at the discretion of the Superintendent.
- Heifers - Junior and Open Division exhibitors will show separately.
- Cows - Junior Division and Open Division exhibitors will show cows in one class for the top Junior and Open Show awards. If a Junior wins the class, he/she will receive both the Junior and Open class awards, but only the Junior class premium.
- Grand Champion and Reserve Grand Champion awards will be presented for both Junior and Open Divisions. A Junior exhibitor is eligible to win awards in both divisions.
- Papers for purebred animals and production records will be checked by the superintendent before their respective shows. Open Class exhibitors are only eligible to show purebred animals. Junior Class exhibitors will be eligible to show purebred and grade animals.

Age Requirements

- A spring calf is one born on or after March 1 of the exhibit year.
- A winter calf is one whose date of birth is between December 1 of the year preceding the exhibit year and February 28/29 of the exhibit year.
- A fall calf is one whose date of birth is between September 1 and November 30 of the year preceding the exhibit year.
- A summer yearling is one whose date of birth is between June 1 and August 31 of the year preceding the exhibit year.
- A spring yearling is one whose date of birth is between March 1 and May 31 of the year preceding the exhibit year.
- A winter yearling is one whose date of birth is between December 1 of the second year preceding the exhibit year and February 28/29 of the year preceding the exhibit year. If a winter yearling has calved, it shall be shown in the two-year-old class.
- A fall yearling is one whose date of birth is between September 1 and November 30 of the second year preceding the exhibit year. If a fall yearling has calved, it shall be shown in the two-year-old class.
- A two-year-old is one whose date of birth is between September 1 of the third year preceding the exhibit year and August 31 of the second year preceding the exhibit year, and shall include fall and winter yearlings which have freshened.
- A three-year-old is one whose date of birth is September 1 of the fourth year preceding the exhibit year and August 31 of the third year preceding the exhibit year.
- A four-year-old is one whose date of birth is between September 1 of the fifth year preceding the exhibit year and August 31 of the fourth year preceding the exhibit year.
- A five-year-old and over is one whose date of birth is on or before September 1 of the sixth year preceding the exhibit year.

Definitions of group classes:

- **Junior get-of-sire** shall consist of 3 animals which are the offspring of the same sire. All of these animals shall be under 2 years of age. Animals need not be owned by a single exhibitor.

- **Senior get-of-sire** shall consist of 3 animals which are the offspring of the same sire. All of these animals shall be 2 years of age or over. Animals need not be owned by a single exhibitor.

- **Produce-of-dam** shall consist of 2 animals, any age and any sex, which are the produce of one cow.
- **Three best females** shall consist of 3 females, any age, bred and owned by exhibitor.

Milk House Regulations

- The milking facilities at the Crawford County Fair are provided for your use and convenience. **ATCP 60.12(2) prohibits milk from being transported from the fairgrounds back to farms to protect milk quality and safety. DO NOT use Milk House or wash rack drains to dump milk. Anyone caught using these areas for dumping will forfeit all premiums and awards.**
- Each exhibitor using the Milk House must sign an affidavit of milk quality.
- Animals may be milked in the Milk House only during posted hours of operations. The Milk House will be closed at all other times.
- All exhibitors using milking facilities are required to abide by WI DATCP regulations to ensure saleable milk. This includes NO ANTIBIOTICS, mastitis, fresh cow milk, milk from unhealthy cows, bloody milk or any milk deemed unfit for human consumption. Exhibitors not abiding by these regulations will be responsible for contamination damages.
- Everyone using the Milk House must abide by all posted regulations pertaining to the milking of their animals including testing, care of equipment, etc.
- **All exhibitors must help keep milking area neat and clean from manure, debris and trash.**

Registered Cattle

- Class **A - Holstein**
- Class **B - Guernsey**
- Class **C - Brown Swiss**
- Class **D - Jersey**
- Class **E - Ayrshire**
- Class **F - Milking Shorthorn**
- Class **G - Red & White**
- Class **H - Any other colored breed**

Item	Premiums	9.00	8.00	7.00	5.00
1. Heifer calf, spring					
2. Heifer calf, winter					
3. Heifer calf, fall					
Premiums	11.00	9.00	7.00	5.00	
4. Heifer, summer yearling					
5. Heifer, spring yearling					
6. Heifer, winter yearling					
7. Heifer, fall yearling					
Premiums	12.00	10.00	8.00	6.00	
8. Cow, 2 years old					
9. Cow, 3 years old					
10. Cow, 4 years old					
11. Cow, 5 years old & over					
12. Dry cow, 3 years old and over					

Ribbon Only

- 13. Dam and offspring
- 14. Best uddered female*
- 15. Produce of Dam

Groups (Open Division Only)

Premiums	14.00	12.00	10.00	8.00
18. Junior get-of-sire				
19. Senior get-of-sire				
20. Produce of Dam				
21. Best 3 females				

Grade Cattle (Junior Division Only)

- Class **I - Holstein**
- Class **J - Guernsey**
- Class **K - Brown Swiss**
- Class **L - Jersey**

- Class **M - Ayrshire**
- Class **N - Milking Shorthorn**
- Class **O - Red & White**
- Class **P - Any Crossbred/ Any Other Colored Breed**

Item	Premiums	8.00	7.00	6.00	5.00
16. Heifer calf, spring					
17. Heifer calf, winter					
18. Heifer calf, fall					
19. Heifer, summer yearling					
20. Heifer, spring yearling					
21. Heifer, winter yearling					
22. Heifer, fall yearling					
Premiums	9.00	8.00	7.00	5.00	
23. Cow, 2 - 3 years old					
24. Cow, 3 - 4 years old					
25. Cow, 4 years old & over					
26. Dry cow, 3 years old and over					

Ribbon Only

- 27. Best uddered female*

*The best uddered cow in each of the milking classes will compete to select the best uddered cow of the show.

Class Q - Dairy Herds (Open to grade or registered animals)

Regular Judging

- Dairy Member Herd shall consist of three animals shown by the same exhibitor.
- Dairy Club Herd shall consist of five animals owned by four different exhibitors.
- Member and Club herds will be judged following the completion of Showmanship classes

28. Dairy Member Herd - Plaque Only									
29. Dairy Club Herd - Pays 1 st - 8 th places:									
	8.00	7.00	6.00	5.00	4.00	3.00	2.00	1.00	

Class R - Showmanship (Junior Exhibitors Only)

Premiums	3.00	2.50	2.00	1.50
1. Senior (grades 9 - 13)				
2. Intermediate (grades 6 - 8)				
3. Junior (grades 3 - 5)				

Official Entries are due by Thursday, August 1st, ABSOLUTELY NO EXCEPTIONS.

Entries MUST BE MADE ONLINE at www.crawfordcountywisconsinfair.com. If you do not have computer access, please visit the Crawford County Extension Office or your local library. There will be \$5.00 fee for animal substitutions made at the Crawford County Fair. No additions will be able to be made. Each exhibitor will be required to update and sign this form at the 2013 Crawford County Fair before receiving their backtag. Superintendents will compare this form to registration papers and ear tag numbers. This form will serve in place of the Animal ID form.

Meat Animal Auction

Sale is in the Sheep and Swine Barn on Saturday, August 10, 2013 starts at 12:30 pm

Pictures of market animals and exhibitor will be taken Saturday morning during Meat Animal Sale.

1. Beef or Dairy Beef - Beef breeds must weigh 1000 pounds minimum & dairy/dairy crossbred animals must weigh 1100 lbs & grade, select or better.
2. Swine – Barrows and gilts must weigh 220 lbs or more and grade number two or better. Barrows and gilts weighing more than 300 lbs. will be sold at 300 lbs. An exhibitor may bring and show no more than three market hogs. All swine exhibitors are required to have a copy of the PQA Level III certification form on file in the Crawford County Extension Office.
3. Lambs - Lambs must weigh 90 lbs. or more and grade choice or better.
4. Five percent commission on hogs and sheep, and three percent on beef will be deducted from animals sold at the meat animal auction. Proceeds will be used for recognition of buyers.
5. An exhibitor may only sell two animals of different species with the exceptions being if he/she has three grand champion animals or grand and reserve in the same species.
6. Youth must be in at least 3rd grade and not over 19 years of age as of January 1 of the sale year.
7. No tranquilizers are allowed on any market animal. If the superintendent suspects tranquilizers have been used, animals may be blood tested.
8. Any uncontrollable animals will be sent from the premises at the discretion of livestock superintendents.
9. All beef animals must have a double tie.
10. All manure tags must be removed before weighing and the exhibitor will only be eligible to weigh one time.
11. Animal must be dry when it goes into the ring to sell.
12. An exhibitor must show in showmanship to sell.
13. Animals must be ear tagged at scheduled times.
14. The seller will reimburse the buyer for any animal that is deemed unfit for human consumption due to natural or unnatural causes.
15. All animals selling in the Meat Animal Auction must be accompanied by a COOL Affidavit. These will be available at the fair and must be filled out prior to the Auction.
16. All new exhibitors must have a W9 on file at the Crawford County clerk's office to receive their check.

Country of Origin Labeling (COOL)

This USDA rule provides consumers the knowledge and information of where their food originated. COOL does not directly regulate livestock producers, however producers have first-hand knowledge concerning the origin of their animals. Therefore, youth who purchase and or raise their animals need to know the origin of their animals, especially if sold to large-scale processors (Tyson, etc.), buying stations (Equity, etc.) or to local meat processors who sell to major retailers. Youth exhibitors may not know the final destination of their project at the time it is sold, therefore, all exhibitors should complete an affidavit of Country of Origin of their animal to be passed to the buyer of their project animal. If you purchase your project animal, it is also suggested to obtain a Country of Origin affidavit from the seller. Retain this affidavit for your own records. This provides additional evidence of the validity of the Country of Origin affidavit that the exhibitor passes to the buyer of their project animal, if it is required. There is an example form on the Extension Youth Livestock website that has all of the required information. **COOL forms will be available from Superintendents and at the Fair Office.**

Department 2 – Junior Beef (Danish Judging) Department 102 – Open Beef (Regular Judging)

Superintendents: Mark Pedretti and Jon Nagel

Age Requirements

- A junior calf is one whose date of birth is after January 1 of the exhibit year (must be at least 4 months old at time of exhibition).
- A senior calf is one whose date of birth is between September 1 and December 31 of the year proceeding the exhibit year.
- A junior yearling is one whose date of birth is between January 1 and April 30 of the year preceding the exhibit year and which has all milk teeth solidly in place and shows no nicking at the gums.
- A summer yearling is one whose date of birth is between May 1 and August 31 of the year preceding exhibit year and which has all milk teeth in place.
- A senior yearling is one whose date of birth is between September 1 and December 31 of the second year proceeding the exhibit year.
- A cow two years and older is one whose date of birth is on or before September 1 of the second year preceding the exhibit year.
- All market animals will be mouthed at the time of weigh-in by a representative of the Crawford County Veterinarian's Association or a veterinarian approved of by their association. Any market animal not meeting the mouthing requirements as listed below will be disqualified.
- An animal may show, but not sell, if determined by the vet to be too old during weighing in at the fair.
- **All beef exhibitors are required to take part in the educational meeting about ultrasound (details will be mailed to exhibitors).**

Definitions of group classes:

- Junior get-of-sire shall consist of 3 animals which are the offspring of the same bull and are animals in the junior calf, senior calf, and/or summer yearling, bull and heifer classes, with both sexes to be represented. All of these animals shall be under 2 years of age. Animals need not be owned by a single exhibitor.
- Senior get-of-sire shall consist of 3 animals which are the offspring of one sire. All of these animals shall be 2 years of age or over. Animals need not be owned by a single exhibitor.

Class A – Charolais

Class B – Shorthorn

Class C - Polled Hereford

Class D - Angus

Class E – Simmental

Class F - Any other beef breed

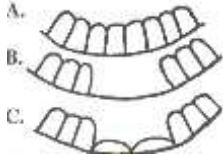
Item

Premiums	9.00	8.00	7.00	5.00
1. Bull calf, junior (Open Class only)				
2. Bull calf, senior (Open Class only)				
3. Heifer calf, junior				
4. Heifer calf, senior				
Premiums	11.00	9.00	7.00	5.00
5. Bull, summer yearling (Open Class only)				
6. Bull, junior yearling (Open Class Only)				

7. Bull, senior yearling (Open Class only)
8. Heifer, summer yearling
9. Heifer, junior yearling
10. Heifer, senior yearling

Premiums 8.00 7.00 6.00 5.00

11. Cow, 2 years old and older
12. Junior get-of-sire (Open Class only)
13. Senior get-of-sire (Open Class only)



Typical Mouth of Calf at Various Ages

- A. Calf has 8 temporary incisors, eligible to show and sell.
- B. No permanent teeth in place, eligible to show and sell.
- C. Two temporary incisors lost and being replaced by permanent teeth, or breaking the gum line would be disqualified to show and sell.

Class G - Market Classes

- No exhibitor may enter more than three animals total in the beef market classes. If entering more than one animal in each market class, you must clearly indicate the number of animals you are entering on your entry form.
- Dairy Steers or Dairy Cross Steers should be steers that are fed for meat production. Animals with over 50 percent beef parentage show as a Beef Steer.



- There must be a minimum of five steers in the Dairy Cross Steer class to have a competition. If there are not five steers they will compete in the Beef Steer class.
- Steers and Market Heifers will be divided into weight classes at the fair.

Premiums 8.00 7.00 6.00 5.00

1. Senior calf (Open Class only)
2. Summer yearling (Open Class only)
3. Junior yearling (Open Class only)
4. Beef Steer (Junior Class only)
5. Dairy Steer (Junior Class only)
6. Dairy Cross Steer (Junior Class only)
7. Beef Heifer (Junior Class only)

Class H - Showmanship (Junior Class only)

Premiums 3.00 2.50 2.00 1.50

10. Senior (grades 9 - 13)
11. Intermediate (grades 6 - 8)
12. Junior (grades 3 - 5)

Class I - Rate-of-Gain Class (Junior Class only)

- Must have been weighed in at pre-scheduled weigh-in.

Award Only

13. All breeds

Class J - Ultrasound (ALL EXBITORS)

Award Only

14. Champion Beef carcass based on ultrasound



Department 3 – Junior Swine (Danish Judging)

Superintendents: Mark Pedretti and Jon Nagel

- Refer to Wisconsin County, District & State Fairs Animal Health Rules and Regulations listed in back of book.
- Exhibitors must fill out and present Identification Form for all animals brought to the Crawford County Fair (form included in Fair Book). This form must be filled out and returned to the Fair Office before animals are shown—Exhibitor numbers will not be issued until these forms are turned in!!
- All swine exhibitors are required to have a copy of their PQA Level III certification form on file in the Crawford County Extension Office.
 - **All swine exhibitors are required to take part in the educational meeting about ultrasound (details will be mailed to exhibitors).**
- Animals turned away at the gate by the vet will be marked with a paint stick so the superintendents know not to admit the animal.
- Hogs will be divided into weight classes at the fair.

Class A – Market – Any Breed

Should weigh 220 lbs. or more.

- No exhibitor may enter more than three animals total in the swine market classes. If entering more than one animal in each market class, you must clearly indicate the number of animals you are entering on your entry form.
- Purebred swine must be accompanied by a certificate of registry
- There must be a minimum of five barrows and gilts in the Purebred Market Barrow and Purebred Market Gilt class to have a competition. If there are not five barrows or gilts they will compete in the Market Barrow and Market Gilt classes.
- If there are not enough gilts to warrant a separate class, all market swine will show by weight, regardless of sex.
- Grand Champion awards will be awarded for barrows and gilts. Barrows and gilts will compete together for Grand Champion Market Hog.

Premiums 6.00 5.00 4.00 3.00

1. Market Barrow
2. Purebred Market Barrow
3. Market Gilt
4. Purebred Market Gilt

Class B – Showmanship

Premiums 3.00 2.50 2.00 1.50

5. Senior (grades 9 - 13)
6. Intermediate (grades 6 - 8)
7. Junior (grades 3 - 5)

Class C - Rate of Gain Class

- Must have been weighed in at pre-scheduled weigh-in.

Award Only

8. All breeds

Class D - Ultrasound (ALL EXBITORS)

Award Only

15. Champion Pork carcass based on ultrasound



Department 4 – Junior Sheep (Danish Judging)

Superintendents: Mark Pedretti and Jon Nagel

- If numbers justify, superintendent may set up a special breed class.
- Registered wool breeds, including Columbias, Corriedales, Rambouillets and Targhees, shall be shown with two inches or less of wool.
- Ribbon classes (champion and grand champion) will be awarded based on quality and numbers at the discretion of the superintendent.
- **All sheep exhibitors are required to take part in the educational meeting about ultrasound (details will be mailed to exhibitors).**

Age Requirements

- A mature ram or ewe is one born before January 1 of the year preceding the exhibit year.
- A yearling ram or ewe is one born during the period January 1 to December 31 of the year preceding the exhibit year.

- A lamb is one whose date of birth is on or after January 1 of the exhibit year.
- All premiums: Blue, 5.00; Red, 4.00; White, 3.00; Pink 2.00 unless otherwise listed.**

Class A – Shropshire
Class B – Suffolk
Class C – Any Other Wool Breed
Class D – Any Other Market Breed

Item
 1. Ram, mature
 2. Ram, yearling
 3. Ram, lamb
 4. Ewe, mature
 5. Ewe, yearling
 6. Ewe, lamb

Class E – Market – Any Breed

- No exhibitor may enter more than three animals total in the sheep market classes. If entering more than one animal in each market class, you must clearly indicate the number of animals you are entering on your entry form.
- Animals will be divided into weight classes at the fair.
- All meat breeds must have been completely shorn one week before the fair.



- If there are not enough ewes to warrant a separate class, all market sheep will show by weight, regardless of sex.
- Ewes and wethers will compete together for Grand Champion Market Sheep.

7. Market Wether
 8. Market Ewe
Class F – Showmanship
Premium 3.00 2.50 2.00 1.50

9. Senior (grades 9 - 13)
 10. Intermediate (grades 6 – 8)
 11. Junior (grades 3 – 5)

Class G - Rate of Gain Class

- Must have been weighed in at pre-scheduled weigh-in.

Award Only

12. All breeds

Class H - Ultrasound (ALL EXBITORS)

Award Only

13. Champion Lamb carcass base on ultrasound

Department 7 – Junior Poultry (Danish Judging)

Superintendent: Jane Achenbach

- **All birds must be tested and have the appropriate forms filed before the fair!** Refer to Wisconsin County, District & State Fairs Animal Health Rules and Regulations listed in back of book. All birds and health forms will be checked in by the superintendent. Birds must be in show quality condition. Birds that do not meet these requirements will be sent home.
- **Pullorum-Typhoid Testing:** Exhibitors must call Jane Achenbach at (608) 874-4420 to set up an appointment for testing your birds. **The last day for scheduling testing is July 15, 2013.**
- Hens and cocks are 8 months and older. Pullets and cockerels are 3 months to 7 months old. Ducks and geese are 3 months and older.
- All poultry will be brought to the judge at the show table. Exhibitors must be present Thursday at 11:00 a.m. to show their birds.
- Awards will be presented for Champion Bantam, Champion Chicken, Champion Waterfowl, and Showmanship classes.
- Feeding dishes and shavings will be supplied. The exhibitor is responsible for providing feed for their birds.

All premiums: Blue, 2.00; Red, 1.75; White, 1.50; and Pink, 1.25; unless otherwise listed.

CLASS A – BANTAMS

Game Breeds

Item
 1. Hen 2. Cock 3. Pullet 4. Cockerel
Single Comb, Clean Legged Breeds (not game)
 5. Hen 6. Cock 7. Pullet 8. Cockerel
Rose Comb, Clean Legged Breeds
 9. Hen 10. Cock 11. Pullet 12. Cockerel
All Other Combs, Clean Legged Breeds
 13. Hen 14. Cock 15. Pullet 16. Cockerel
Feather Legged Breeds
 17. Hen 18. Cock 19. Pullet 20. Cockerel

CLASS B - AMERICAN CHICKENS

Any Plymouth Rock Variety

1. Hen 2. Cock 3. Pullet 4. Cockerel

Any Wyandotte Variety

5. Hen 6. Cock 7. Pullet 8. Cockerel

Any other American Breeds (Dominiques, Javas, Rhode Island Reds and Whites, Buckeyes, Chanteclers, Jersey Giants, Lamonas, New Hampshires, Hollands, Delawares)

9. Hen 10. Cock 11. Pullet 12. Cockerel

CLASS C - ENGLISH CHICKENS

Any Orpington Variety

1. Hen 2. Cock 3. Pullet 4. Cockerel

Any other English Breeds (Dorkings, Redcaps, Cornish, Sussex, Australorps)

5. Hen 6. Cock 7. Pullet 8. Cockerel

CLASS D - MEDITERRANEAN CHICKENS

Any Leghorn Variety

1. Hen 2. Cock 3. Pullet 4. Cockerel

Any Other Mediterranean Breeds (Minorcas, White-Faced Black Spanish, Andalusians, Anconas, Sicilian Buttercups, Catalanas)

5. Hen 6. Cock 7. Pullet 8. Cockerel

CLASS E - ASIATIC CHICKENS

Any Cochin Variety

1. Hen 2. Cock 3. Pullet 4. Cockerel

Any Other Asiatic Breeds (Brahmas, Langshans)

5. Hen 6. Cock 7. Pullet 8. Cockerel

CLASS F - CONTINENTAL CHICKENS

Northern European Breeds (Barnevelders, Hamburgs, Campines, Lakenvelders, Welsummers)

1. Hen 2. Cock 3. Pullet 4. Cockerel

Any Polish Variety

5. Hen 6. Cock 7. Pullet 8. Cockerel

French Breeds (Houdans, Crevecoeurs, LaFleche, Faverolles)

9. Hen 10. Cock 11. Pullet 12. Cockerel

CLASS G - MISCELLANEOUS CHICKENS

Game Standard Breeds (Modern Old English)

1. Hen 2. Cock 3. Pullet 4. Cockerel

Oriental Standard Breeds (Sumatras, Malays, Cubalayas, Phoenix, Yokohamas, Aseels, Shamos)

5. Hen 6. Cock 7. Pullet 8. Cockerel

Miscellaneous Standard Breeds (Sultans, Frizzles, Naked Necks, Araucanas, Ameraucanas)

9. Hen 10. Cock 11. Pullet 12. Cockerel

CLASS H – CROSSBREDS (EGGLAYERS)

Crossbreds (Red Ear Lobe)

1. Hen 2. Cock 3. Pullet 4. Cockerel

Crossbreds (White Ear Lobe)

5. Hen 6.Cock 7.Pullet 8.Cockerel
CLASS I - DUCKS
Heavy (Pekin, Aylesbury, Rouen, Muscovy, Silver Appleyard, Saxony)
 1. Duck 2.Drake
Medium (Cayuga, Crested, Swedish, Buff)
 3. Duck 4.Drake
Light (Runner, Campbell, Magpie, Welsh Harlequin)
 5. Duck 6.Drake
Bantam (Call, East Indie, Mallard)
 7. Duck 8.Drake
CLASS J - GEESE

Heavy (Toulouse, Embden, African)
 1. Goose 2.Gander
Medium (Sebastopol, Pilgrim, American Buff, Saddleback Pomeranian)
 3. Goose 4.Gander
Light (Chinese, Tufted Roman, Canada, Egyptian)
 5. Goose 6.Gander
CLASS K – SHOWMANSHIP
Premiums 3.00 2.50 2.00 1.50
 1. Senior (grades 9 - 13)
 2. Intermediate (grades 6 – 8)
 3. Junior (grades 3 – 5)

Department 8 – Junior Rabbits (Danish Judging) **Department 108 – Open Rabbits (Regular Judging)**

Superintendent: Carrie Morga

- Exhibitor must be present during judging, carry their animal to the show table and show their own animal.
- Exhibitors must bring their own feed and water dishes for their rabbits.
- All market rabbits must be tattooed prior to the fair.
- **All rabbits must be checked by the superintendent before being placed in cages.** Rabbits deemed unhealthy will be sent home immediately.
- Experimentals are breeds preparing to be recognized by the ARBA.
- Only pure breeds will be considered for best in show.

All premiums: Blue, 2.00; Red, 1.75; White, 1.50; Pink 1.25 unless otherwise listed.

Class A - Californian
Class B - New Zealand
Class C - Satin
Class D - Rex
Class E - Mini-Rex
Class F - Mini-Lop
Class G - Holland Lop
Class H - English Spot
Class I - Angoras
Class J - Champaign D'Argent
Class K - Crème D'Argent
Class L - Dutch
Class M - Netherland Dwarf
Class N - Silver Marten
Class O - Polish
Class P - Any other commercial
Class Q - Any other fancy
Class R - Experimentals
Class S - Crossbreds

2. Jr. Buck, under 6 months
 3. Sr. doe, over 6 months
 4. Sr. buck, over 6 months

Class S – Pet (Junior Class only)

1. Any Pet

Class U - Market Rabbits (Junior Class only)

- Rabbits entered in this class may not be entered in any other class
- An exhibitor may only sell one class of market rabbits. In the event that an exhibitor has more than one top market rabbit, the second place may sell. An exhibitor must show in Showmanship to sell at the Meat Animal Auction

1. Meat pen, 3 rabbits, same breed and variety, less than 69 days old, not over 5 lbs

2. Single roaster, 1 rabbit, 70 – 180 days, over 5 lbs

3. Single fryer, 1 rabbit, under 69 days, 5 lbs or under

Class V – Showmanship (Junior Class only)

Premium 3.00 2.50 2.00 1.50

1. Senior (grades 9 - 13)

2. Intermediate (grades 6 – 8)

3. Junior (grades 3 – 5)

Item
 1. Jr. Doe, under 6 months

Department 9 – Junior Dogs (Danish Judging)

Superintendent: Maryann Bark

- All dogs must have distemper and rabies shots. Dogs must have a collar and leash and be brought and taken home the day of the show.
- **Pre-novice** exhibitors will be required to have their animals perform the following for the judge: heel and figure 8 on lead; stand for examination on lead; recall on lead; long sit on lead, one minute; long down on lead, three minutes.
 - Pre-novice A - The exhibitor and dog have not competed before at any level.
 - Pre-novice B - The exhibitor has had previous experience in training a dog, but is now training an untrained dog, or an inexperienced exhibitor is showing a previously trained dog or has not scored 170 points or more.
- **Rally Novice** - A series of exercises dog and handler perform on lead according to signs set up on a course. Dog must be able to walk on a loose lead on handler's left, sit at heel, sit at front, and must perform right and left finish exercises without handler moving his/her feet. Handlers are encouraged to communicate with their dogs by verbal communication. Handler/dog teams are judged on their ability to complete Rally Course with a limited number of dog and handler errors. This is a timed event.
- **Novice** – Exhibitors are required to have their animals perform the following for the judge: heel on and off lead, figure 8 on lead; stand for examination off lead; recall off lead; long sit off lead, one minute; and long down off lead, three minutes.
- **Graduate Novice** - Exhibitors are required to have their animals perform the following for the judge: heel on and off lead, figure 8 off lead, stand for exam off lead, drop on recall, long sit handler out of sight, three minutes, and long down handler out of sight, five minutes.

- **Pre-Open** - Exhibitors must heel off lead; figure 8 off lead; drop on recall; retrieve on flat; retrieve over high jump; broad jump; long sit handler out of site 3 minutes; long down handler out of site 5 minutes.
- Showmanship is judged on exhibitor's ability to show their dog, the appearance and grooming of dog and handler and knowledge of the dog breed.
- If you have scored 170 points or more in any class you must advance to the next level.
- All dog exhibitors must prepare an educational poster about their project for display at the Crawford County Fair. Posters should be dropped off at the Fair Office during regular entry times.

Class A - Dog Obedience

Item	4.50	3.50	2.50	1.50
1. Pre-Open				
2. Graduate Novice				
3. Novice				
4. Rally Novice				

- 5. Pre-Novice B
- 6. Pre-Novice A

Class B – Showmanship

Premium	3.00	2.50	2.00	1.50
7. Senior (grades 9 - 13)				
8. Intermediate (grades 6 – 8)				
9. Junior (grades 3 – 5)				

Department 10 – Junior Small Animals (Danish Judging)

Superintendents: AI and Maryann Bark

Class A – Small Animals

- **Small Animals must be brought the day of the show and taken home the same day. This includes fish.** Goats may be kept at the fair for the entire fair. Please see the Animal Health Requirements in the back of the Fair Book. Male goats must be non-intact. Goats will show immediately before the sheep show.
- Pets and small animals will be judged on health of animal and exhibitor's knowledge of animal.
- Rabbits must be shown in the Department 8. Rabbits will not be accepted as "any other pet."
- All small animal exhibitors must prepare an educational poster about their project for display at the Crawford County Fair. Posters should be dropped off at the Fair Office during regular entry times.

All premiums: Blue, 2.00; Red, 1.75; White, 1.50; Pink 1.25 unless otherwise listed.

Item				
1. Cavy (guinea pig), any breed, any age				
2. Hamster, any breed, any age				
3. Cat, any breed, any age				
4. Cage Bird				
5. Pygmy Goat				
6. Milking Dairy Goat				
7. Yearly Dairy Goat				
8. Meat Goat				
9. Any Fish				
10. Any Reptile or Amphibian				
11. Any other pet				



Department 11 – Alpacas (Danish Judging)

Superintendents: Ann Dennis

- Exhibitors should only enter into two premium classes per exhibitor of a single alpaca.
- A brief history of the exhibitor and alpaca being show must be turned in at check-in time for use during the show.
- Showmanship entrants may enter only one class.
- Judging to be done on the Danish System.
- The owner of the alpaca must show proof that the animal was wormed within ten days of the fair and must provide immunization records to the department superintendent.
- Participant must own alpaca shown or have worked with the leased animal during the year.
- Badly behaved and not properly attended animals will be sent home.

Item					Class B – Showmanship				
Class A – Alpacas	5.00	4.00	3.00	2.00	Premium	3.00	2.50	2.00	1.50
1. Halter female 12 months and under					7. Senior (grades 9 - 13)				
2. Halter female 13 months thru 23 months					8. Intermediate (grades 6 – 8)				
3. Halter female 24 months and over					9. Junior (grades 3 – 5)				
4. Halter intact male 12 months and under					Class C – Obstacle				
5. Halter intact male 13 months thru 23 months					10. Obstacle				
6. Halter, all non-breeders					11. Pack				
					12. Public relations				
					13. Driving and costume				

Jackpot Market Class

- **NO FAIR PREMIUMS WILL BE GIVEN FOR THIS SHOW** – (There will be an entry fee of \$10.00 per pig at the fair when they are being weighed in. It will be 100% payback. Place paid will depend on numbers per class.)
- This show is open to anyone ages 9 and up, including adults. This is not a Junior Show.
- Absolutely no late entry forms will be accepted. Pigs' weight & health requirements will be the same as the Junior Show. They must have an intrastate health certificate. No out-of-state pigs allowed.
- Junior exhibitors who showed in the Junior Show can also show in the Jackpot Show since there will be no premium given by the Fair Board. These pigs will not be allowed to leave after the show. The entry form below must have been submitted by deadline for any Junior show pigs wanting to show in the jackpot show.
- This show is being sponsored by the Crawford County Meat Animal Auction Committee – Lonnie Achenbach & Jon Nagel are in charge of this event.
- Jackpot show pigs must arrive between 7 a.m. and 10 a.m. on Thursday, August 8th (if they come on Wed. with Junior show pigs, that is also acceptable)
- They will be weighed-in between 10 a.m. and 1 p.m. on Thursday, August 9th.
- The jackpot show will begin after the Junior Show, which starts at 6:00 p.m. Jackpot only pigs can leave immediately after the show.
- Junior exhibitors have priority of pens. Exhibitor is responsible for care of animals and cleaning of pens before leaving the fairgrounds.
- Exhibitors will have to pay an entry fee for entering the fairgrounds (\$5/person).
- Entry fee is \$10 per person with 100% payback (1-4 based on entry).
- There will only be separate weight classes if there are more than 20 pigs.

Entry form is due to the Extension office by **June 28th**.

Mail to: UW-Extension, Crawford County Fair, 225 N. Beaumont Suite 240, Prairie du Chien, WI 53821

Jackpot Swine Show

Name _____ Phone: _____

Address _____ email: _____

Number of pigs entering: _____

***Entry fee is due at the jackpot show

Jackpot Showmanship Class

- **NO FAIR PREMIUMS WILL BE GIVEN FOR THIS SHOW** – (There will be an entry fee of \$10.00 per pig at the fair when they are being weighed in. It will be 100% payback. Place paid will depend on numbers per class.)
- This show is open to anyone ages 9 and up, including adults. This is not a Junior Show.
- Absolutely no late entry forms will be accepted. Pigs' weight & health requirements will be the same as the Junior Show. They must have an intrastate health certificate. No out-of-state pigs allowed.
- Junior exhibitors who showed in the Junior Show can also show in the Jackpot Showmanship since there will be no premium given by the Fair Board. These pigs will not be allowed to leave after the show. The entry form below must have been submitted by deadline for any Junior show pigs wanting to show in the jackpot showmanship.
- This show is being sponsored by the Crawford County Meat Animal Auction Committee – Lonnie Achenbach & Jon Nagel are in charge of this event.
- Jackpot showmanship pigs must arrive between 7 a.m. and 10 a.m. on Thursday, August 8th (if they come on Wed. with Junior show pigs, that is also acceptable)
- They will be weighed-in between 10 a.m. and 1 p.m. on Thursday, August 9th.
- The jackpot showmanship will begin after the Junior Show, which starts at 6:00 p.m. Jackpot only pigs can leave immediately after the show.
- Junior exhibitors have priority of pens. Exhibitor is responsible for care of animals and cleaning of pens before leaving the fairgrounds.
- Exhibitors will have to pay an entry fee for entering the fairgrounds (\$5/person).
- Entry fee is \$10 per person with 100% payback (1-4 based on entry).
- This will be the very last Class.
- There will only be separate age classes if there are more than 20 pigs.

Entry form is due to Jon Nagel by **August 8 by 5:30 p.m.**

Jackpot Showmanship Swine Show

Name _____ Phone: _____

Address _____ email: _____

Number of pigs entering: _____

***Entry fee is due at the jackpot showmanship

Overnight Registration Form

An overnight pass is required to stay on the fairgrounds during the Crawford County Fair

- Only **exhibitors, parents and siblings** can stay on the fairgrounds overnight. This form must be filled out and submitted to the Crawford County Fair Office on the first day of the fair (Thursday). At that time, exhibitors will be given a wristband. Parents and siblings who are staying on the grounds must have wristbands. No one will be allowed to stay on the grounds without a wristband.
- **No one will be permitted to stay overnight on the grounds if they are not registered and do not have a wristband. Any one found on the Fairgrounds after the Fair has closed will be asked to leave the grounds immediately.**
- All Junior exhibitors staying overnight need a parent/guardian signature, regardless of their age.

Parent/Guardian Name: _____

Address: _____

City, State, Zip: _____

Phone: _____

Childs Name	Age	Sex	Circle Nights Staying		
			Thursday	Friday	Saturday
_____	_____	_____	Thursday	Friday	Saturday
_____	_____	_____	Thursday	Friday	Saturday
_____	_____	_____	Thursday	Friday	Saturday
_____	_____	_____	Thursday	Friday	Saturday
_____	_____	_____	Thursday	Friday	Saturday
_____	_____	_____	Thursday	Friday	Saturday
_____	_____	_____	Thursday	Friday	Saturday
_____	_____	_____	Thursday	Friday	Saturday

4-H Club or FFA Chapter: _____

In case of emergency contact:

Name: _____ Phone: _____

Address: _____

I am granting my child/children permission to remain on the Crawford County Fairgrounds overnight on the above nights. My child/children will be under the direct, on grounds, supervision of the following adult:

Name: _____ Phone: _____

Signature of Parent/Guardian: _____

Indoor Exhibits

Junior and Open Departments

Department 10 – Junior Animal & Veterinary Science (Danish Judging)

Superintendents: Al and Maryann Bark

- All posters should be 14" X 22" and scrapbooks should be 8" x 8," 8 ½" x 11" or 12" x 12"

- Posters must have tag stapled in upper right hand corner

Class B – Grades 3 – 5

Class C – Grades 6 – 8

Class D – Grades 9 - 13

All premiums Blue, 1.75; Red, 1.50; White, 1.25; and Pink 1.00, unless otherwise listed

Animal Science

1. Samples of 6 feeds to enhance milk production in dairy
2. Chart/poster on incubation or the embryonic development of chicks
3. Poster on topic such as care and grooming, nutrition, or historical development of an animal
4. Poster or Scrapbook highlighting careers in animal and/or veterinary sciences
5. Poster or display on animal reproduction for a specific animal

Veterinary Science

6. Chart or poster explaining one system of the animal body
7. Drawing of a bone, split down the middle and properly labeled
8. Model of a farrowing house, dog run, chicken coop, or other livestock building and list of the steps involved in disinfection
9. Chart listing the feed fed to pet or project animal, with percentage of vitamins and minerals listed.
10. Booklet of experiences of working with a veterinarian.
11. Scrapbook or poster on your livestock project.
12. Poster or display of an animal's body organ with its function and explanation of specific diseases which affect it
13. Poster or display or a skeleton of an animal of your choice with bones identified

Animal Disease

14. Poster or chart listing animal diseases and their control
15. Poster or chart showing the lifecycle of a parasite
16. Display showing drawings and explanations on animal health danger signs you have learned to identify

Animal Health

17. Poster emphasizing animal nutrition for a specific animal

18. Poster or chart on animal immunization
19. Chart showing body temperature, pulse, respiration rate recordings taken on an animal over a 30 day period
20. Poster or display showing weeds, shrubs, flowers or trees which are toxic to an animal
21. Poster or display showing common immunizations or worming techniques of a specific animal and what part of the animal they affect
22. Scrapbook of 10 animal diseases that can be transmitted to humans, giving causes, cures and prevention

Adventures in "Dairyland"

- Choose a specific domestic livestock species
23. Exhibit related to products and byproducts produced
 24. Exhibit related to animal breeds
 25. Poster on dairy goat care and handling
 26. Poster on sheep care and handling
 27. Poster on dog care and handling
 28. Poster on cat care and handling
 29. Poster on beef animal care and handling
 30. Poster on dairy animal care and handling
 31. Poster on swine care and handling
 32. Poster on small animal care and handling for a specific small animal
 33. Poster on reptile, amphibian or fish care and handling
 34. Poster on rabbit care and handling
 35. Poster on poultry care or handling
 36. Any other exhibit related to an animal project
 37. Any other horse project, not model horse (can be poster, scrapbook, etc. relating to the horse project)

Department 14 – Junior Plant & Soil Science (Danish Judging)

Department 114 – Open Plant & Soil Science (Regular Judging)

Superintendents: Al and Maryann Bark

Class A – Grades 3 – 5

Class B – Grades 6 – 8

Class C – Grades 9 - 13

Class D – Open

- Items 1 – 4 are open to all exhibitors who are growing at least 1 acre of hybrid or open pollinated corn adapted to this area in Wisconsin.
- All small grains must be exhibited in a 1 gallon Ziploc bag
- Small grain items are open to all exhibitors who are growing at least 1 acre of approved varieties of small grains adapted to this area in Wisconsin.
- All tags must be securely attached in a visible place. Ear corn should be displayed in a cardboard flat.
- All posters should be 14" X 22" and scrapbooks should be 8" x 8," 8 ½" x 11" or 12" x 12"
- Posters must have tag stapled in upper right hand corner

All premiums: Blue, 2.00; Red, 1.75; White, 1.50; Pink 1.25 unless otherwise listed.

- | <u>Item</u> | |
|--|--|
| 1. Corn, one stalk and ear sample, grain variety | 9. Alfalfa, sheaf (3" diameter at butt) |
| 2. Corn, one stalk and ear sample, silage variety | 10. Clover, sheaf, (3" diameter at butt) |
| 3. Six ears of corn, 1 year old, in a cardboard flat | 11. Oat, sheaf (3" diameter) |
| 4. Shelled corn, 1 gallon bag | 12. Barley, sheaf |
| 5. Soybeans, 1 gallon bag | 13. Soybeans, 3 plants in sheaf |
| 6. Small Grain, Oats, 1 gallon bag | 14. 12 " bale of alfalfa hay, current crop (not a full bale) |
| 7. Barley | 15. Silage – Corn, 1 gallon bag |
| 8. Wheat (sheaf of small grain 3" in diameter at butt) | 16. Silage – Legume or Legume/Grass mix, 1 gallon bag |

Plant Science Activities

17. Any poster made in plant science project (Junior Class only)
18. Any experiment in plant science project (Junior Class only)
19. Any poster made in the soil project (Junior Class only)
20. Any experiment made in the soil project (Junior Class only)
21. Mounted collection of 20 weeds in scrapbook
22. Mounted collection of 10 plant diseases

Vegetable Garden

- Vegetables must be grown in exhibitor's garden.
- Exhibitors may enter no more than one garden box.
- Garden box should be approximately 14" x 20" and must contain the same number of vegetables by type as listed in items 21 – 54.
- Vegetables must be displayed on a plate, **provided by the Fair**, except for garden boxes and all tags must be securely attached in a visible place.

23. Asparagus, 6 stalks
24. Green Beans, 10
25. Wax Beans, 10
26. Table Beets, 3
27. Broccoli, 1 head
28. Cabbage, 1 head
29. Carrots, 4
30. Cauliflower, 1 head
31. Sweet Corn, 3 ears, husks removed
32. Pickling Cucumbers 3"-4", 4
33. Slicing Cucumbers, 4
34. Eggplant, 1
35. Kohlrabi, 2
36. Green Onions, bundle of 12
37. Storage Onions, 3
38. Regular Peas, 10
39. Snow Peas, 10
40. Green Peppers, 3
41. Hot Peppers, 4
42. Red Peppers, 3
43. Red Potatoes, 4
44. Russet Potatoes, 4
45. White Potatoes, 4
46. Pie Pumpkin, 1
47. Radishes, 6
48. Rhubarb, 2 stalks
49. Spinach, 1 bunch (displayed in plastic container in water)

50. Summer Squash, 1
 51. Winter Squash, 1
 52. Zucchini Squash, 1
 53. Swiss Chard, 1 plant
 54. Cherry Red Tomatoes, 5
 55. Green Tomatoes, 3
 56. Red Tomatoes, 3
 57. Potted Tomato, any variety
 58. Any other root vegetable
- | | | | | |
|-----------------|-------------|-------------|-------------|-------------|
| Premiums | 3.00 | 2.75 | 2.50 | 2.25 |
|-----------------|-------------|-------------|-------------|-------------|
59. Garden Box, 6 different vegetables
 60. Box of vegetables or fruit appealing to the consumer. Minimum of 2 individual items.
- | | | | | |
|-----------------|-------------|-------------|-------------|-------------|
| Premiums | 2.00 | 1.75 | 1.50 | 1.25 |
|-----------------|-------------|-------------|-------------|-------------|
61. Vegetable with an interesting or unusual appearance
 62. BIGGEST weed contest—biggest weed height x width (weed species must be legal to possess)

Herbs

- All herbs 1 plant, potted, except Dill.
63. Basil
 64. Chives
 65. Dill, 3 stalks, fresh cut in water
 66. Mint
 67. Oregano
 68. Parsley
 69. Rosemary
 70. Thyme
 71. Any other herb, include variety on tag

Fruits

- Must be displayed in a plastic container that is leak proof and uncovered. All tags must be securely attached and in a visible place.
72. Apples, same variety, 4
 73. Blackberries, 1 pint
 74. Pears, any variety, 4
 75. Raspberries, any variety, 1 pint
 76. Strawberries, any variety, 1 pint
 77. Any other fruit, 1 pint

Garden Items

78. Homemade Scarecrow
79. Plant grown in a unique situation

Department 15 –Junior Flowers, Home Grounds & Plants (Danish Judging)

Department 115 – Open Flowers, Home Grounds & Plants (Regular Judging)

Superintendent: Dawn Baker

- Containers will be judged as part of the display. Flowers with short stems should be in low containers, and flowers with tall stems should be in high containers.
- Any exhibit that is diseased or bug infested may not be entered and will be refused at the discretion of the superintendent.
- A bouquet shall consist of more than three spikes or blooms, unless specified

All premiums: Blue, 2.00; Red, 1.75; White, 1.50; and Pink 1.25, unless otherwise listed

Junior Class A – Grades 3 – 5

Junior Class B – Grades 6 – 8

Junior Class C – Grades 9 - 13

- | <u>Item</u> | | |
|--|--|--|
| 1. Arrangement of cut flowers | | 14. One hanging plant, flowering |
| 2. Cup and saucer flower arrangement | | 15. One cactus |
| 3. Miniature flower arrangement under 5 ½" | | 16. One succulent |
| 4. African Violet | | 17. Bouquet of annuals |
| 5. Geranium | | 18. Bouquet of perennials |
| 6. Herbarium | | 19. Bouquet of wildflowers |
| 7. One foliage plant | | 20. Bouquet of dried flowers, twigs or weeds |
| 8. One flowering plant | | 21. Floral arrangement with a definite theme, identify theme |
| 9. One terrarium | | 22. Niche, (shadow box) floral or twig arrangement |
| 10. Dish Garden containing 3 to 7 plants | | 24. Unusual twig, gourd or winter arrangement |
| 11. One propagated plant | | 25. Floral arrangement based on fair theme |
| 12. Any plant over one yr. old | | 26. Arrangement with theme: "Wild in Wisconsin" |
| 13. One hanging plant, foliage | | 27. Arrangement with theme: "My Favorite Color" |
| | | 28. Arrangement with theme: "Grand and Elegant" |

29. Corsage (should use fresh flowers)

Open Class D – Potted Plants

Premiums 1.75 1.50 1.25 1.00

1. African Violet, collection of 3 colors or types
2. African Violet, single pot
3. Aloe Vera
4. Begonia, foliage type, identify
5. Begonia, in flower, identify
6. Cactus, single plant
7. Chrysanthemum in bloom
8. Devil's Ivy
9. Fern
10. Fuchsia
11. Geranium
12. Impatiens
13. Ivy
14. Jade Plant
15. Oxalis or Shamrock
16. Palm
17. Peace Lily
18. Philodendron
19. Prayer Plant
20. Spider Plant
21. Succulent, single plant
22. One hanging planter, flowering
23. One hanging planter, foliage
24. Any other plant, identify
25. Any Vine, potted
26. Terrarium
27. Desert Garden, cacti or succulent, containing 3 or more plants
28. Dish Garden, containing 3 or more plants

Open Class E – Flower Arrangement

Premiums 3.00 2.50 2.00 1.50

29. Most artistically arranged
30. Corsage (must use fresh flowers)
31. Dried twig or weed bouquet
32. Wild flowers, artistically arranged
33. Dried flower bouquet
34. Miniature flower arrangement under 3½"
35. Cup and saucer flower arrangement under 5½"
36. Bouquet of Annuals
37. Bouquet of Perennials

Open Class F – Cut Flowers

Premiums 2.50 2.25 2.00 1.50

38. Asters, 7-10 blooms
39. Bachelor Buttons, 10-15 blooms
40. Chrysanthemums, 7-10 blooms
41. Cosmos, 15-20 blooms
42. Dahlias, large, 5 blooms
43. Dahlias, small, 7-10 blooms
44. Daisies, 15-20 blooms
45. Gladioluses, all one color, 7-10 blooms
46. Gladioluses, mixed colors, 7-10 blooms
47. Gladioluses, variegated, 7-10 blooms
48. Lily, 3-5 blooms
49. Marigolds, large, 7-10 blooms
50. Marigolds, small, 10-15 blooms
51. Nasturtiums, 15-20 blooms
52. Pansies, 15-20 blooms
53. Petunias, double, 10-15 blooms
54. Petunias, single, 10-15 blooms
55. Phlox, 10-15 blooms
56. Rose, Floribunda, 5 blooms
57. Rose, Mini, 5 blooms
58. Rose, Tea, 5 blooms
59. Snapdragons, 7-10 blooms
60. Sunflower, small, 5 blooms
61. Sweet Peas, 15-20 blooms
62. Zinnias, large, 7-10 blooms
63. Zinnias, small, 10-15 blooms
64. Any other flower not listed, 3-5 blooms

Premiums 1.75 1.50 1.25 1.00

65. Dahlia, single bloom
66. Gladiola, single bloom
67. Gladioluses, single stem, variegated, single bloom
68. Lily, single bloom
69. Rose, Floribunda, single bloom
70. Rose, Mini, single bloom
71. Rose, Tea, single bloom
72. Small Sunflower, single bloom
73. Tallest Gladiola

Open Class G - Special Event

Premiums 3.00 2.50 2.00 1.50

74. Arrangement with theme: "Wild in Wisconsin"
75. Arrangement with theme: "My Favorite Color"
76. Arrangement with theme: "Grand and Elegant"
77. Floral Arrangement based on Fair Theme

Department 16 – Junior Natural Sciences (Danish Judging)
Department 116 – Open Natural Sciences (Regular Judging)

Superintendents: Al and Maryann Bark

Junior Class A – Grades 3 – 5

Junior Class B – Grades 6 – 8

Junior Class C – Grades 9 – 13

Open Class D

- Displays and Posters should be 14" x 22". Scrapbooks should be 8" x 8," 8 ½" x 11" or 12" x 12"
- Posters must have tag stapled in upper right hand corner

All premiums: Blue, 2.00; Red, 1.75; White, 1.50; and Pink 1.25, unless otherwise listed

Item

Adventures

1. Chart or poster showing proper fire building procedures
2. Chart or poster showing proper tent repair and maintenance
3. Display of menus and gear to cook the meals on an adventure trip
4. Exhibit showing proper clothing for an adventure activity, identify the activity
5. First aid kit for adventure activities with articles labeled with their function (no store bought kits allowed)
6. Poster showing backpacking equipment
7. Picture story of a camping trip, must include 15 or more pictures

Birds

8. Bird scrapbook (includes 10 birds, description of habitat, food habits, and migratory habits) pictures may be drawn or cut out
9. Bird feeder constructed for use in the outdoors
10. Birdhouse constructed for use in the outdoors

Fish

11. Display of knots used for fishing, identified and mounted
12. Display of hooks used for fishing and identified as to the fish for which they are suited

13. Scrapbook showing 20 different kinds of fish, identified and labeled, pictures may be drawn or cut out

Forestry

14. Scrapbook of 20 tree leaves, mounted and labeled
 15. Display 10 different 2" x3" wood samples, mounted and identified
 16. Collection of seeds of 10 trees, identified and mounted
 17. Oak tree seedling

Honey & Maple Syrup (must be storable at room temperature)

18. Honey, one pint
 19. Honey, one comb
 20. Maple Syrup, finished, one pint
 21. Sorghum, one pint

Insects

22. Scrapbook of 20 or more insects of different species, mounted and identified
 23. Display of life cycle of an insect, mounted
 24. Handmade item for collecting insects

Recycling

25. Poster about recycling
 26. Educational display about recycling
 27. Something useful made from recyclable material(s)

Shooting Sports

28. Display of shell casings, labeled, *no loaded or primed cases allowed*
 29. Poster identifying parts of rifle
 30. Poster on *one* of the following: gun safety, gun care, gun handling, marksmanship
 31. Poster on *one* of the following: archery safety, archery equipment care, archery equipment handling, marksmanship
 32. Poster identifying parts of bow and arrow

Weather

33. Any piece of homemade weather equipment
 34. Poster on water cycle
 35. Poster on understanding weather
 36. Poster on Weather Maps
 37. Poster on severe weather

Weeds

38. Scrapbook of 15 pressed, dried and identified weeds
 39. Display of 20 weed seeds, identified and mounted

Wildflowers

40. Scrapbook showing 10 different wildflowers, dried, pressed, mounted, and identified
 41. Poster of a wildflower, parts labeled and identified
 42. Display showing 6 medicinal plants with a brief explanation of their use.

Wildlife

43. Scrapbook of 5 or more Wisconsin wild animals, pictures may be drawn or cut out, describe habitat, food and predators
 44. Poster of 12 labeled track drawings

Earth Science

45. Scrapbook identifying 15 rocks, minerals or fossils
 46. Arrowhead or fossil collection, include information on where item was collected and any other known information
 47. Soil model or poster (to consist of rock, subsoil and top soil, various parts labeled)
 48. Project Book for 4-H Rock Project
 49. Ten identified rock samples

Taxidermy

50. Taxidermy project

Going Green

51. Cloth Shopping Bag made by exhibitor
 52. Display of different types of insulation and show effects
 53. Display of building using an alternate energy source
 54. Item made from recycled materials (tire, scrap metal, etc.)
 55. Poster on composting
 56. Poster on conserving energy
 57. Poster on conserving resources (ex: water, clean air, etc)
 58. Poster on landfills
 59. Poster on producing energy
 60. Poster on recycling
 61. Solar powered item made by exhibitor (not from a kit)

Any Other

62. Any other display, scrapbook or poster that will fit in no other category

Displays

Displays may be scrapbooks, posters or stand-up displays on topic. May be identifying types of species studied, how to care for the species, etc. Displays must be educational in nature and do not fit in any category described above.

63. Birds, scrapbook or display on your backyard bird feeder
 64. Earth Science and Geology, scrapbook or display of soil, rocks, minerals, fossils, etc.
 65. Fish, scrapbook or display on fishing
 66. Forestry, scrapbook or display on forestry
 67. Insects, scrapbook or display of insects
 68. Shooting Sports, scrapbook or display of firearms or bows (no real weapons)
 69. Weather, scrapbook or display on weather
 70. Weeds and Wildflowers, scrapbook or display on weeds
 71. Wildlife, scrapbook or display of wildlife

Department 18 – Junior Cultural Arts (Danish Judging) Department 118- Open Cultural Arts (Regular Judging)

Superintendents: Jane Schaaf and Chelsea Bjerkos

Junior Class A – Grades 3 – 5

Junior Class B – Grades 6 – 8

Junior Class C – Grades 9 – 13

Open Class D

- Entries must be original, freehand unless otherwise stated, and be the work of amateur artists.
- Entries must be original work of exhibitor and from the current project year.
- All artwork must be mounted or matted on a sturdy material such as foam core board, canvas or cardboard and bracketed for hanging. **No glass allowed.** Watercolor paintings and sketches must be at least 8 ½" x 11".
- All items will be judged relative to age appropriateness.
- **All Junior Exhibits must include a 3 x 5 card "explaining" your project—for example: how you made it, what you learned and why it fits into the category and attach to the project.**
- Stories and poems should use appropriate language, themes and subject matter for a general audience
- Items listed as "original" should not be made from kits or pre-prepared materials.

Open Class: All premiums: Blue 3.00, Red, 2.50, White 1.50 and Pink 1.00, unless otherwise listed

Junior Class: All premiums: Blue, 2.00; Red, 1.75; White, 1.50; and Pink 1.25, unless otherwise listed

Item

1. Ceramic article, glazed

2. Ceramic article, stained

3. Ceramic article, dry brushed

4. Pottery, hand built, slab or pinch method
 5. Pottery, hand built, coil method
 6. Pottery, hand built, using press or drape mold method
 7. Pottery, wheel thrown
 8. Any Jewelry
 9. Any other patchwork item
 10. Basketry
 11. Block printing or stencil painting
 12. Centerpiece
 13. Flat collage
 14. 3-D collage
 15. Fabric painted item
 16. Fleece item
 17. Fur fabric article
 18. Homemade toy or game
 19. Homemade wreath
 20. Stuffed toy
 21. Tie dye item
 22. Holiday craft
 23. Christmas craft
 24. Painted craft
 25. Puppet
 26. Rosemaling
 27. Wall hanging
 28. Creative Display of Hobby collection
 29. Music Display (Can be poster, scrapbook, etc.)
 30. Original Musical Composition
 31. Any leatherwork article not made from a kit
 32. Any leatherwork article made from a kit (Junior Class Only)
- Other Crafts**
33. Any item relating to your favorite sports team
 34. Any article made from art foam, not from a kit
 35. Any article made from metal
 36. Bead work
 37. Clay Sculpture
 38. Decoupage
 39. Decorated clothing item (ex: t-shirt, sweatshirt, etc.)
 40. Homemade candle
 41. Handmade artificial flowers (corn husk, silk, paper, etc)
 42. Item made on loom
 43. Mosaic, original
 44. Nature craft
 45. Paper Mache
 46. Rubber stamping, set of 3 cards
 47. Refrigerator magnet
 48. Silk flower arrangement (must be individual blooms not sprays)
 49. Scrapbook, any size
 50. Scrapbooking, 3 pages
 51. Soft sculptured doll
 52. Stained glass, from a kit
 53. Stained glass, not from a kit
 54. Stepping stone
- String and Yarn Crafts**
55. Article made from plastic canvas
 56. Any other hand stitchery
 57. Counted cross stitch article
 58. Craft item from yarn, not knitted or crocheted
 59. Creative stitchery
 60. Latch hook item
 61. String picture
 62. Weaving, any item

Drawing

63. Chalk drawing
64. Charcoal drawing
65. Colored pencil drawing
66. Crayon drawing
67. Color sketch, original
68. Marker drawing
69. Mixed medium drawing
70. Pencil drawing
71. Pastel drawing
72. Pen or pencil sketch, original
73. Oil crayon drawing

Oil or Acrylic Painting

74. Animal, original
75. Abstract
76. Any historic painting
77. Landscape, original
78. Portrait, original
79. Still life, fruit, flowers or personal possessions

Watercolor Painting

80. Animal, original
81. Abstract
82. Any historic painting
83. Landscape, original
84. Portrait, original
85. Still life, fruit, flowers or personal possessions

Cultural Heritage

86. Any other cultural heritage exhibit
87. A club (4-H, FFA, etc.) history display
88. Chose a family tradition in your family and make a display
89. Display on community history
90. Family tree
91. Family pictures, stories, memorabilia, etc. in some combination
92. Exhibit relating to different years or culture
93. Exhibit relating to "lost" arts or talents

Drama

94. A make-up or costume design exhibit
95. Poster analyzing a character that you have portrayed. Include physical traits, attitudes, unique qualities, motivations, mannerisms, plus a description of the way the character talks, walks and interacts with others
96. Photo essay of theater arts activity

Special Event

97. Any item incorporating 2013 Fair Theme
98. Any project incorporating 80% recycled items, include description of recycled materials used

Marble, Stone, Metal, Glass

99. Bust
100. Sculpture
101. Statues
102. Plaques

Wood

103. Bust
104. Sculpture
105. Statues
106. Plaques

Fine Arts (Open Class Only)

107. Hand made "inspirational" book (Open Class)
108. Original short story, 3-5 pages, typed in booklet form (Open Class)
109. Original poem, 8-24 lines, typed, in booklet form (Open Class)
110. Three original short poems, up to 10 lines, typed, framed or in booklet form (Open Class)

Department 119- Open Antiques (Regular Judging)

Superintendent: Joan Paulson and Sandy Jeffers

Class A

- All exhibits must be at least 50 years old
 - Exhibits that have won a previous blue ribbon at the Crawford County Fair may not be re-entered
 - The Crawford County Fair will make every attempt to ensure the safety of exhibits, but will not be liable for lost, stolen or damaged exhibits
 - If more than one piece is on display as a single item (ex: kitchen utensils, spoons), the exhibitor must create a display for the pieces to be judged together
- All premiums: Blue 3.00, Red 2.50, White 2.00, Pink 1.50, unless otherwise indicated**

Household Antiques

1. Any Advertising item
2. Advertising Item for the Outdoors
3. Advertising Item from Crawford County
4. Paper fan
5. Any item of jewelry
6. Any kitchen item-not crockery
7. Any other small household item
8. Artifact (coins, arrowheads, etc.)
9. Bell
10. Basket
11. Clock
12. Clothing
13. Hat
14. Ornament
15. Brass item
16. Cast Iron item
17. Copper item
18. Tin item
19. Carnival Glass
20. Depression Glass
21. Any piece of furniture
22. Chair
23. Any other book (Religion Books, Bibles, etc.)
24. School book
25. School yearbook
26. Sheet music
27. Magazine
28. Newspaper
29. Comic Book
30. Card or Postcard
31. Collection of photographs or papers, must be in book or frame
32. Picture frame and picture (both must be antique)
33. Photo album
34. Trunk
35. Wagon
36. Lamp or lantern
37. License plate

Kitchen Antiques

38. Bowl
39. Collection of silver spoons or serving pieces, 2-3 pieces
40. Cookbook, published by company
41. Cookbook, published by family
42. Cookbook, published by organization
43. Cookie cutter
44. Salt and pepper shaker set
45. Cream and sugar set

46. Crock for kitchen use
47. Crock not for kitchen use
48. Cup and saucer set
49. Gravy boat
50. Item for food processing (butter churn, coffee grinder, etc.)
51. Kitchen utensil
52. Teapot

Children's Antiques

53. Any toy
54. Any game
55. Doll
56. Farm toy
57. Character collectibles
58. Any other collectibles
59. Child's book
60. Iron toy
61. Marbles
62. Child's furniture

Fair Memorabilia

63. Crawford County Fair Memorabilia
64. Fair Ribbons
65. Fair Trophies
66. Fair Pictures
67. Fair Stories

Farm Antiques

68. Carpentry tools
69. Garden tool
70. Large farm implement
71. Small farm implement
72. Farm equipment
73. Tractor
74. Any antique farm tool
75. Horse saddle
76. Horse halter
77. Horse bridle
78. Horse harness
79. Sleigh bells
80. Horseshoes
81. Fly nets
82. Milk bottle
83. Milk can, original
84. Milk can, repainted by exhibitor
85. Other dairy equipment (pails, strainers, bells, stanchions, etc)
86. Any Hog Item
87. Any Beef Item
88. Any Sheep Item
89. Any Tobacco Item
90. Any Corn Planting Equipment

Department 20 – Junior Photography (Danish Judging) Department 120 – Open Photography (Regular Judging)

Superintendents: Greg Cerven and Nancy Dowling

Junior Class A – Grades 3 – 5

Junior Class B – Grades 6 – 8

Junior Class C – Grades 9 - 13

Open Class D– Amateur

Open Class E – Professional

- All photographs must be original; however they may be developed by commercial labs.
- All entries are to be the result of work since the last fair and may be entered only once. Duplicates will be disqualified.
- All photos in each item number must be mounted on a tag board or foam core board. Junior class photos must be numbered. Captions are optional. Photos may be matted. **Absolutely no frames, glass, or pop tabs.**
- Please punch a hole in the top corners of each entry and have a string attached for hanging; please attach tag through hole.
- Photography shall be judged on technical quality, composition, and storytelling ability.
- Pictures may be film or un-enhanced digital, except where indicated. NOTE: Digitally enhanced is more than pressing a button on the camera and using the camera's software program; photo will be judged against others in the class regardless of what camera function the exhibitor used. "Digitally enhanced" [Item numbers 74-82] is the enhancement or manipulation of the photo after it is taken.
- Both Classes (item numbers 1-43): Three photos required for each item; no larger than 4 x 6

Junior class premiums: Blue, 2.00; Red, 1.75; White, 1.50; and Pink 1.25, unless otherwise listed

Open class premiums: Blue, 4.50; Red, 3.50; White, 2.50 and Pink 1.50, unless otherwise listed

Item

Black and White or Duo-Toned (i.e. sepia)

1. Action
2. Animal(s) or bird(s)
3. Architecture, lines, patterns, or designs
4. Flower(s) or tree(s)
5. Landscape
6. Person or child
7. People or children
8. Still life
9. Photos that tell a story
10. Any other set of three photos

Color

11. Action
12. Agricultural scene/barn/silo
13. Amphibian(s)/ Insect(s) or Reptile(s) etc.
14. Animal(s)
15. Architecture/building
16. Bird(s)
17. Child or person
18. Children or people
19. Cityscape
20. Cloud(s) or rainbow
21. Crawford County Fair and/or other county tourist attraction
22. Extreme close-up, to be used as a "name this object" (please identify on tag)
23. Flower(s) or tree(s)
24. Holiday or special occasion
25. Landscape
26. Lines, patterns, or designs
27. Nature
28. Photos that tell a story or "how to do it"
29. Portrait
30. Road path and/or trail
31. Rural activity(ies)
32. Seasonal scene
33. Self-Portrait
34. Silhouette
35. Sports Scene
36. Street Scene
37. Sunrise or Sunset
38. Still life
39. Transportation (Trains, planes, autos, etc.)
40. Trick photography
41. Urban activity(ies)
42. Water Scene
43. Weather

Color, Dou-Tone, Enlargements or Panoramic

- One photo required for each item
 - Enlargements must be larger than 4 x 6
44. Action
 45. Agricultural scene/barn/silo
 46. Amphibian(s)/ insect(s) or reptile(s) etc.
 47. Animal(s)
 48. Architecture/building
 49. Bird(s)
 50. Child or person
 51. Children or people
 52. Cityscape
 53. Cloud(s) or rainbow
 54. Crawford County Fair and/or other county tourist attraction
 55. Extreme close-up, to be used as a "name this object" (please identify on tag)
 56. Flower(s) or tree(s)
 57. Holiday or special occasion
 58. Landscape
 59. Lines, patterns, or designs
 60. Nature
 61. Portrait
 62. Road, path and/or trail
 63. Rural activity(ies)
 64. Seasonal scene
 65. Self-Portrait
 66. Silhouette
 67. Sports scene
 68. Street scene
 69. Sunrise or sunset
 70. Still life
 71. Transportation (Trains, planes, autos, etc.)
 72. Trick photography
 73. Urban Activity(ies)
 74. Water Scene
 75. Weather

Enhanced Digital

- One 5" x 7" before and one 5" x 7" after photo
 - Pictures must show **SIGNIFICANT/OBVIOUS** visual changes
76. Action
 77. Animal(s) or bird(s)
 78. Architecture, lines, patterns, or designs
 79. Flower(s) or tree(s)
 80. Landscape
 81. Person or child
 82. People or children

83. Still life
 84. Any other photo
- Open and Junior Class G – Shutterbug Challenge**
- Photo number and size is not limited.
 - Framing is allowed with no glass
 - Display size is not limited; items will be judged on artistic balance and quality of photography and display.
1. Display showing the same photograph in several different styles (ex: different cropping, tones, Photoshop, etc.)
 2. Photo Journal [Several photos depicting the same type of subject(s)]
 3. "My Best Photo" Face-to-Face judging. This should be the exhibitor's most technically and compositionally correct image. This item will be

- judged at 3:00 pm on Thursday. Exhibitor must bring the photo at this time and stay to speak with the judge. (Junior Class only)
4. "This is my (4-H, FFA, or any other) youth organization" (picture must include emblem or logo of organization being portrayed) (For example, a Clover in a photo depicting 4-H)
 5. "This is Crawford County" (picture must include any size logo, emblem, or other item identifying Crawford County.) Include description on entry tag.
 6. Alphabet Photography
 7. One framed photo(s), any size, any subject, may be matted (will be judged on total overall artistic appeal).

Department 21 – Junior Computers (Danish Judging)

Superintendent: Rhonda Cerven

Class A – Grades 3 – 5 Class B – Grades 6 – 8 Class C – Grades 9 - 13

- Exhibits must be the original work of the exhibitor.
- **Computer generated exhibits MUST indicate the software used.**
- All scrapbooks should be on 8 ½" x 11" or 12" x 12" paper. Posters should be 14" x 22".

All premiums: Blue, 2.00; Red, 1.75; White, 1.50; and Pink 1.25, unless otherwise listed

- | <u>Item</u> | | |
|--|---|--|
| 1. Computer parts and function poster | 15. Computer generated letter | |
| 2. Dismantled computer tower, labeled and displayed in box with each part and its function labeled | 16. Computer generated magazine or newspaper (include 2 articles and cover or byline) | |
| 3. Display of computer software | 17. Computer generated magazine cover | |
| 4. Keyboard function poster | 18. Computer manipulated photography (include original photo for comparison) | |
| 5. One page report on a computer virus and how it was created | 19. Computer generated photography | |
| 6. One page report using the internet to predict the future of technology | 20. Computer generated presentation | |
| 7. Poster on caring for a computer | 21. Computer generated t-shirt design on a t-shirt | |
| 8. Poster of computer acronyms | 22. Computer generated scrapbook | |
| 9. Poster on computers in our lives | 23. Computer generated brochure, without use of a pre-designed template | |
| 10. Report/poster describing internet use | 24. Computer generated certificate, without use of a pre-designed template | |
| 11. Completed project book | 25. Exhibit using spreadsheet to make graphs and charts | |
| Computer Generated – must indicate software used on 4 x 6 card (index card) | 26. Exhibit of matching business cards, stationary and letterhead | |
| 12. Computer generated birthday card | 27. Website created by youth, must furnish address of website and copies of web pages | |
| 13. Computer generated graphic illustration created by youth | | |
| 14. Computer generated greeting card | | |

Department 22 – Junior Woodworking (Danish Judging) Department 122 – Open Woodworking (Regular Judging)

Superintendents: Pete and Dawn Adkins

Class A – Grades 3 – 5 Class B – Grades 6 – 8 Class C – Grades 9 - 13 Open Class D

- All work must be original. Exhibits must be the result of work since the last fair.
- Items may be finished or painted for their appropriate use or may be exhibited unfinished.

Junior Class premiums: Blue, 2.00; Red, 1.75; White, 1.50; and Pink 1.25, unless otherwise listed.

Open Class Premiums: Blue, 5.50; Red, 4.50; White, 3.50; and Pink 2.50, unless otherwise listed.

- | <u>Item</u> | |
|---|---|
| 1. Article for use in the outdoors | 10. Wood birdhouse |
| 2. Article for use in farm or home workshop | 11. Wood carving |
| 3. Article for use in storage | 12. Article of creative design from wood |
| 4. Article for use in kitchen | 13. Any repaired or refinished article, attach description of what was done |
| 5. Article for use in living room | 14. Candle base |
| 6. Article for use in the home | 15. Lamp base |
| 7. Childs toy, homemade game, or toy building | 16. Useful Item made from kit (Junior Class only) |
| 8. Lawn ornament | |
| 9. Article of furniture or cabinet making | |

Department 23 – Junior Electricity (Danish Judging)

Superintendents: Pete and Dawn Adkins

Class A – Grades 3 – 5

Class B – Grades 6 – 8

Class C – Grades 9 - 13

All premiums: Blue, 2.00; Red, 1.75; White, 1.50; and Pink 1.25, unless otherwise listed.

Item		
1.	Any magnetism project	11. Display or plan of an electrical control system
2.	Any piece of homemade electronic equipment	12. Display showing types of fuses
3.	Build an amplifier	13. Heavy duty extension cord
4.	Build a blinky flasher	14. Homemade table study lamp
5.	Build a burglar alarm	15. Homemade floor lamp, wall lamp, or lighting unit
6.	Build an electro-magnet	16. Light duty extension cord
7.	Build an electric motor	17. Poster identifying open and closed circuits
8.	Build a flashlight	18. Poster showing series and parallel wiring
9.	Build a three way switch	19. Display of symbols and meanings on wires and cables
10.	Build a light meter	20. Show how a photocell can activate an alarm

Department 24 – Junior Mechanical Arts (Danish Judging)

Superintendents: Pete and Dawn Adkins

Class A – Grades 3 – 5

Class B – Grades 6 – 8

Class C – Grades 9 - 13

• Posters should be 14" x 22"

All premiums: Blue, 2.00; Red, 1.75; White, 1.50; and Pink 1.25, unless otherwise listed.

Aerospace Projects

• All engines should be removed

Item	
1.	Display of different types of airplanes, identify
2.	Model airplane, from kit
3.	Model airplane, not from kit
4.	Single stage model rocket, from kit
5.	Single stage model rocket, not from kit
6.	Multi stage rocket, from kit
7.	Multi stage rocket, not from kit
8.	Display of rocket launching equipment, identify and tell purpose

Scale Models—must have original ideas added

9.	Car or truck
10.	Motorcycle
11.	Ship, boat or submarine
12.	Train
13.	Tank

Metalworking

14.	Article for use in the outdoors
15.	Article for use indoors
16.	Article of creative design

Tractors

17.	Any other item related to project
18.	Display of causes of tractor rollovers
19.	Display of types of tractor fuel
20.	Display of tractor maintenance log
21.	Exhibit on the basics of tractor engine
22.	Photos of safety devices on tractors and equipment
23.	Poster on tractor safety
24.	Poster on using front-end and skid-loaders safely
25.	Six or more worn parts from a tractor or machine, each part must be identified and labeled with the cause of wear

Automotive

26.	Poster indicating types of traffic signs, signals and highway markings used in Wisconsin
-----	--

Snowmobiles & Off Highway Vehicles

27.	Display of worn off highway vehicle parts with explanation of preventative maintenance
-----	--

28.	Poster on parts of a snowmobile
29.	Poster or chart on snowmobile care and maintenance
30.	Poster or chart on safe snowmobiling
31.	Display of worn snowmobile parts with explanation of preventative maintenance
32.	Poster on the parts of an off highway vehicle
33.	Poster or chart on off highway vehicle care and maintenance
34.	Poster or chart on safe off highway vehicle use

Robotics

35.	Basic Lego tankbot that I designed and built
36.	Compound gear train
37.	Poster: parts of an RCX (robot's brain)
38.	Poster; types of gears
39.	Robot that I designed and built
40.	Robotic gripper that I built

Legos

• Freestyle – design your own- **no kits- must have over 75 pieces**

41.	Aerospace (airplane, rocket, etc)
42.	Aquatic (boat, submarine, etc)
43.	Any other lego item
44.	Building
45.	Dinosaurs
46.	Trains
47.	Vehicle (car, truck, etc)

Dioramas

• Only one entry per exhibitor. Limited in size to no larger than 3'x4'. The largest scale to be used is 1/12 scale (1 in. equals 1 ft). Each exhibit must include 3"x 5" card explaining the activity, functions, and operations in your diorama

48.	Airplanes
49.	Construction
50.	Dolls
51.	Farm
52.	Military
53.	Outdoor
54.	Sports
55.	Train
56.	Any other diorama

Department 25 – Junior Foods & Nutrition (Danish Judging) Department 125—Open Foods & Nutrition (Regular Judging)

Superintendent: Kim Dudenbostel and Cheryl Beneker

- Unless specified “made from mix” all entries are to be made from scratch with the exception of the decorated cakes/cupcakes. All items are to be unfrosted unless otherwise indicated.
- All entries must be on a **DISPOSABLE PLATE** and enclosed in a clear plastic bag. Decorated cakes/cupcakes must be in a clear covered bakery container. **All entries, plates and containers become the property of the Fair and will be disposed of at the end of the fair.**
- A recipe and entry tag must be attached to the **OUTSIDE** of each exhibit bag or container.

All premiums Blue, 2.00; Red, 1.75; White, 1.50; Pink 1.25 unless otherwise listed.

Junior Class A “Elementary Edibles” Grades 3 – 5

Item

1. Bread made in bread machine, ½ loaf
2. Brownies, made from scratch, plate of 3
3. Cake, not chocolate, made from mix, 4” corner square
4. Candy, with chocolate, plate of 3
5. Cereal cookies or bars, plate of 3
6. Chocolate chip cookies, plate of 3
7. Cupcakes, frosted and decorated, container of 3
8. Holiday cookies, may be frosted, plate of 3
9. Kringla, plate of 3
10. Muffins, plain, no papers, plate of 3
11. Nutritious snack, 1 cup in a plastic bag, tell why this is a nutritious snack on recipe
12. Oatmeal cookies, drop, plate of 3
13. Sugar cookies, drop, plate of 3
14. Educational poster (14” x 22”) showing kitchen safety and safe food handling/preparation or the importance of a healthy breakfast.

Junior Class B “Tasty Tidbits” Grades 6 – 8

15. Any bar (unfrosted), plate of 3
16. Banana bread, ½ loaf
17. Bread, made in a bread machine, ½ loaf
18. Candy, without chocolate, plate of 3
19. Carrot cake, 4” corner square
20. Cupcakes, frosted and decorated, container of 3
21. Granola mix, 1 cup in plastic bag, tell why this is a nutritious snack on recipe
22. Krum Kake, plate of 3
23. Lefse (whole sheet)
24. Holiday cookies, may be frosted, plate of 3
25. House or other structure from graham crackers, decorated
26. Muffins, blueberry, no papers, plate of 3
27. Muffins, bran, no papers, plate of 3
28. Peanut butter cookies, plate of 3
29. Quick coffee cake, 4” corner square
30. Refrigerator cookies, plate of 3
31. Spice bars, unfrosted, plate of 3
32. Spritz cookies, plate of 3
33. Twisty pretzels, plate of 3
34. White cake, 4” corner square
35. Educational poster (14” x 22”) showing correct placement of dinnerware and food photos of a well balanced meal

Junior Class C “Morsel Master” Grades 9 - 13

36. Angel food cake, ¼ section

37. Bread made in bread machine, ½ loaf
38. Breadsticks, plate of 3
39. Candy, from a mold, plate of 3
40. Chocolate cake, 4” corner square
41. Cinnamon rolls, unfrosted, plate of 3
42. Cupcakes, frosted and decorated, container of 3
43. Ethnic cookies, plate of 3, indicate ethnicity
44. Fruit bars, plate of 3
45. Fruit pie, 4” individual size, include recipe for crust and filling
46. Holiday cookies, unfrosted plate of 3
47. Gingerbread house
48. Pastry shell, 4” individual size
49. Sandbakkels, plate of 3
50. Scone, plate of 3
51. Sponge cake, unfrosted, made in tube pan, ¼ section
52. Sugar cookies, rolled, plate of 3
53. Rosettes, plate of 3
54. Yeast dinner rolls, plate of 3
55. Yeast white bread, ½ loaf
56. Yeast whole wheat, rye or graham bread, ½ loaf
57. Educational poster (14” x 22”) teaching good habits in: fast foods, food choices or food labeling

Junior Class D “Carnival Canoodle”

- “Got Milk” Contest Food products should include two or more dairy products and must be storable at room temperature
58. “Got Milk?” Contest, grades 3-5
 59. “Got Milk?” Contest, grades 6-8
 60. “Got Milk?” Contest, Grades 9 - 13
 61. Decorated Cake, grades 3-5
 62. Decorated Cake, grades 6-8
 63. Decorated Cake, Grades 9 - 13
 64. “Food for Gifts,” one basket or container, must contain at least 2 different homemade items
 65. “Something Special From Wisconsin” Food item featuring a Wisconsin Product
 66. Food item, made for a specific dietary restriction (ie: diabetic, gluten allergy, etc.)



RED STAR® Yeast Award

Red Star® Yeast will provide a Flexible Cutting Board, Apron and Measuring Beaker to use as awards in the bread baking category. They will also provide Red Star® Yeast and coupons to all participants in the food department.

Wilton Decorated Cakes Award

Wilton Enterprises will provide the Best of Class winner in the decorated cake and cupcake classes (decorated with a bag and tip or rolled fondant) with a Wilton Publication.

Open Class E – “Crawford Cuisine”

1. Baking powder biscuits, plate of 3
2. Bars, made with fruit, plate of 3

Open Class E – “Crawford Cuisine” (Continued)

3. Bars, any other, plate of 3
4. Bread, made in a bread machine, ½ loaf
5. Bread, dinner rolls, plate of 3
6. Bread, ethnic, ½ loaf
7. Bread, rye, wheat or other, ½ loaf
8. Bread, white, ½ loaf
9. Cake, angel food or sponge, ¼ section
10. Cake, any other, 4” corner square
11. Cake, coffee cake, 4” corner square

- | | |
|--|---|
| 12. Cake, decorated | 25. Muffins, no papers, plate of 3 |
| 13. Cake, decorated cupcakes, container of 3 | 26. Pastry shell, 4" size |
| 14. Cookies, chocolate chip, plate of 3 | 27. Pie, fruit, 4" size, include recipe for both crust and filling |
| 15. Cookies, filled, plate of 3 | 28. Pie, other, 4" size, include recipe for both crust and filling |
| 16. Cookies, molasses, plate of 3 | 29. Sandbakkels, plate of 3 |
| 17. Cookies, oatmeal, plate of 3 | 30. Rosettes, plate of 3 |
| 18. Cookies, peanut butter, plate of 3 | 31. Food item, with three or more dairy items |
| 19. Cookies, sugar, plate of 3 | 32. Food item, made for a specific dietary restriction (ie: diabetic, gluten allergy, etc.) |
| 20. Cookies, any other, plate of 3 | 33. "Food for Gifts," one basket or container, must contain at least 2 different homemade items |
| 21. Gingerbread structure, decorated | 34. "Something Special From Wisconsin" Food item featuring a Wisconsin Product |
| 22. Kringla, plate of 3 | |
| 23. Krum Kake, plate of 3 | |
| 24. Lefse (whole sheet) | |

Department 25 – Junior Food Preservation (Danish Judging)
Department 125—Open Food Preservation (Regular Judging)

Superintendent: Beckey Kramer & Susie Garfoot

- One jar/bag of any preserved food must be exhibited. All jars/bags must be visibly labeled as follows: Name of product, date canned or dried, method of processing, time of processing. Each jar should be clean and sealed with rings removed. **No rings** except on food that is not sealed.
- All preserved foods must be in standard pint or quart canning jars. Standard jars have the brand name blown into the jar. Food exhibited in non-standard jars will be disqualified. No blue jars or zinc lids.
- All food must be preserved since last year's fair.
- All jams and jellies must be in standard pint or half-pint canning jars with self-sealing lid; no paraffin.
- The judge reserves the right to open the jars.
- The correct method for canning produce as published by the University of Wisconsin Extension and USDA must be used. These guidelines can be found by contacting the Extension Office at (608) 326-0223/0224.

Junior Class F – Grades 3-5

Junior Class G – Grades 6 – 8

Junior Class H—Grades 9 – 13

Open Class I

All premiums: Blue, 2.00; Red, 1.75; White, 1.50; Pink 1.25 unless otherwise listed.

Item

- | | |
|----------------------------------|---|
| 1. Apples | 20. Crab apple pickles |
| 2. Cherries | 21. Cucumber sweet pickles |
| 3. Pears, halves | 22. Watermelon pickles |
| 4. Any raspberries | 23. Dill pickles |
| 5. Peaches, halves | 24. Bread and butter pickles |
| 6. Peaches, sliced | 25. Pickled green beans |
| 7. Plums | 26. Any other pickled item, specify |
| 8. Any other berries, specify | 27. Jam, strawberry |
| 9. Beets | 28. Jam, raspberry |
| 10. Corn | 29. Jam, any other fruit, specify |
| 11. Green beans, cut | 30. Jelly, apple |
| 12. Yellow beans, cut | 31. Jelly, grape |
| 13. Any other vegetable, specify | 32. Jelly, any other fruit, specify |
| 14. Carrots | 33. Beef |
| 15. Tomatoes, whole or quartered | 34. Venison |
| 16. Tomato juice | 35. Dried apple slices, 1 pint jar |
| 17. Tomato salsa | 36. Any other dried fruit, specify |
| 18. Applesauce | 37. Any other dried vegetable, specify |
| 19. Beet pickles | 38. Fruit leather (dried), 1 roll in pint jar |

Department 26 – Junior Clothing (Danish Judging)
Department 126 – Open Clothing (Regular Judging)

Superintendent: Jane Baker

- Dresses or other garments entered in the Clothing Revue may also be exhibited in the following clothing construction classes.
- All garments exhibited are those completed since last year's fair, and must be sewn by exhibitor. Exhibitor is limited to entering one class.
- There **must** be a card attached to exhibit with how many years you have been sewing, fabric content and care instructions.
- Hangers will be provided by the Fair

All premiums: Blue, 2.00; Red, 1.75; White, 1.50; and Pink 1.25, unless otherwise listed.

Junior Class A – Grades 3-5

Item

1. Accessory
2. Apron

3. Any garment or sewn item made for an animal (horse blanket, pet bed, grooming mitt, etc.)
4. Purse or bag
5. Shorts or split skirt
6. Simple blouse or shirt
7. Simple dress
8. Simple fleece item, sewn
9. Simple sportswear, 2 piece outfit
10. Skirt or pants
11. Sleep or lounge garment
12. Outerwear (mittens, hat, etc)
13. Outfit for doll
14. Top with creative design applied by exhibitor (top may be purchased)
15. Any exhibit of three items (clothing and accessories) that coordinate into one outfit. Items may be purchased and must include a card explaining cost and use.

Junior Class B – Grades 6-8

16. Accessory
17. Any garment or sewn item made for live animal (horse blanket, pet bed, grooming mitt, etc.)
18. Apron
19. Casual wear
20. Creative hat, ear muffs, or other handmade accessory (scarf, belt, necklace, purse, bag, etc.)
21. Costume
22. Dress or suit for best wear
23. Hunting clothing or item
24. Skirt or pants without elastic waistband
25. Skirt or pants with elastic waistband
26. Simple blouse or shirt
27. Shorts
28. Sleepwear
29. Sportswear, 2 piece outfit
30. Sweatshirt
31. Pants or slacks
32. Simple fleece item, sewn
33. Sleep or lounge garment
34. Accessory with creative design applied by exhibitor (accessory may be purchased)
35. Display illustrating different clothes worn for “function” and “fashion”
36. Display illustrating how clothing choices can enhance body shapes or types
37. Any exhibit of four items (clothing and accessories) that coordinate into one outfit. Items may be purchased and must include a card explaining cost and use.

Junior Class C – Grades 9 - 13

- **Individuals with 2 years or less experience in clothing**
38. Any garment or sewn item made for an animal (horse blanket, pet bed, grooming mitt, etc.)
 39. Blouse or shirt
 40. Blazer
 41. Costume
 42. Dress or suit
 43. Garment for another individual
 44. Robe or Loungewear
 45. Hunting clothing or item
 46. Purse or bag
 47. Nightwear, gown or pajamas
 48. Simple fleece garment, sewn
 49. Sleep or lounge garment
 50. Skirt or pants without elastic waistband
 51. Shorts
 52. Two piece sportswear
 53. Complete outfit with creative design applied by exhibitor (outfit may be purchased)
 54. Display illustrating how clothing choices can enhance or detract body shapes or types

55. Any exhibit of five items (clothing and accessories) that coordinate into one outfit. Items may be purchased and must include a card explaining cost and use.
56. Display evaluating similar garments from three types of clothing stores (discount, consignment, used clothing, outlet, etc.)

Junior Class D – Grades 9 - 13

- **Individuals with 3 years or more experience in clothing**
57. Any garment or sewn item made for live animal (horse blanket, pet bed, grooming mitt, etc.)
 58. Blouse, top or shirt alone
 59. Blouse with skirt or shirt with pants
 60. Coat or blazer
 61. Costume
 62. Designer garment or accessory of original design and concept by exhibitor
 63. Dress or suit for casual wear
 64. Formalwear
 65. Garment for younger child
 66. Garment for an adult
 67. Garment of your own design
 68. Purse or bag
 69. Nightwear, gown or pajamas
 70. Pants with zipper
 71. Recycled garment, updated and refitted (must include before photo)
 72. Shorts
 73. Skirt without elastic waistband
 74. Simple fleece item, sewn
 75. Two-piece sportswear
 76. Sleep or lounge garment
 77. Hunting clothing or item
 78. Complete outfit with creative design applied by exhibitor (outfit may be purchased)
 79. Display illustrating how clothing choices can enhance or detract body shapes or types
 80. Any exhibit of five items (clothing and accessories) that coordinate into one outfit. Items may be purchased and must include a card explaining cost and use.
 81. Display evaluating similar garments from three types of clothing stores (discount, consignment, used clothing, outlet, etc.)

Open Class F – Adult or Teen Garments

Item

1.	Blouse or shirt				
2.	Skirt with attached waistband				
3.	Dress pants or slacks with attached waistband				
4.	Sleep or lounge garment				
5.	Remodel, recycled or decorated garment				
Premium		2.50	2.25	2.00	1.50
6.	Suit for casual wear				
7.	Dress for casual wear				
8.	Blouse with skirt or shirt with pants				
9.	Sports clothing, at least 2 pieces				
Premium		4.50	3.50	2.50	1.50
10.	Formalwear				
11.	Two or more coordinating pieces				
12.	Costume				

Open Class G – Infant or Children’s Garments

Premium		2.00	1.75	1.50	1.25
13.	Blouse or shirt				
14.	Dress for casual wear				
15.	Sleep or lounge garment				
16.	Sports outfit				
Premium		2.50	2.25	2.00	1.50
17.	Formalwear				
18.	Suit or coat				
19.	Two or more coordinating pieces				
20.	Costume				

Open Class H – Doll Clothes

Premium 1.75 1.50 1.25 1.00

- 21. Barbie outfit
- 22. American Girl type outfit
- 23. Baby doll outfit

Join the \$15 Challenge!

All outfits purchased should cost \$15.00 or less, not including shoes or accessories. Receipts should accompany outfits, attached to a 8 1/2" x 11 sheet of paper describing where the outfit will be worn and the shopping

experience! Junior Class Face-to-Face judging will be held during the style show at the 2013 Crawford County Fair! Outfits and stories will be displayed during the Fair. Open outfits will be judged on Thursday, and do not need to be modeled.

- Class W- Grades 3 - 5, Enter item 1: \$15 Challenge**
- Class X- Grades 6 - 8, Enter item 1: \$15 Challenge**
- Class Y- Grades 9 - 13, Enter item 1: \$15 Challenge**
- Class Z- Open Class, Enter item 1: \$15 Challenge**

Department 27 – Junior Knitting & Crocheting (Danish Judging)
Department 127 – Open Knitting & Crocheting (Regular Judging)

Superintendent: Ilene Olson and Jane Baker _____

Junior Class A – Grades 3 – 5 Junior Class B – Grades 6 – 8 Junior Class C – Grades 9 - 13 Open Class D

- Items smaller than 10" need to be mounted (using foam board for example) to prevent misplacement

All premiums: Blue, 2.00; Red, 1.75; White, 1.50; and Pink 1.25, unless otherwise listed.

Knitting

Item

- 1. Afghan, full size, hand knitted
- 2. Afghan, full size, machine knitted
- 3. Afghan, infant
- 4. Any items made with increases and decreases
- 5. Any other item
- 6. Bag or purse
- 7. Holiday Item
- 8. Headband or ski band
- 9. Hat or cap
- 10. Infant's or child's garment
- 11. Infant afghan, hand knitted
- 12. Infant afghan, machine knitted
- 13. Mittens or gloves, 2 needle
- 14. Mittens or gloves, 4 needle
- 15. Potholders
- 16. Pillow
- 17. Scarf
- 18. Slippers
- 19. Simple sweater
- 20. Sweater, machine knitted
- 21. Washcloth

- 25. Afghan, worked in one piece, multi-color
- 26. Any other item
- 27. Bag or Purse
- 28. Doily, under 10" diameter
- 29. Doily, over 10" diameter
- 30. Doll
- 31. Doll clothes, 3 or more pieces
- 32. Infant's or child's garment
- 33. Infant afghan
- 34. Hat or cap
- 35. Holiday Item
- 36. Household linen with crocheted edging
- 37. Jacket or sweater
- 38. Mittens or gloves
- 39. Placemats, minimum of 2
- 40. Potholders
- 41. Pillow
- 42. Toy
- 43. Scarf
- 44. Slippers
- 45. Washcloth

Tatting

- 46. Doily
- 47. Edging (collar, dresser scarf, pillowcase, etc.)
- 48. Holiday Ornament

Crocheting

- 22. Afghan, worked in strips or pieces and put together, one color
- 23. Afghan, worked in strips or pieces and put together, multi-color
- 24. Afghan, worked in one piece, one color

Department 28 – Junior Home Furnishings (Danish Judging)
Department 128 – Open Home Furnishings (Regular Judging)

Superintendents: Elda Brown and Gale Childs

Junior Class A – Grades 3 – 5 Junior Class B – Grades 6 – 8 Junior Class C – Grades 9 - 13

- An asterisk (*) designates that a description of the room or area where the item will be used must be attached.
- Pin entry tags to exhibit wherever possible, do not tape. Item must be made by exhibitor and should not be made from a kit.
- Items smaller than 10" need to be mounted (using foam board for example) to prevent misplacement

All premiums: Blue, 2.00; Red, 1.75; White, 1.50; and Pink 1.25, unless otherwise listed.

Item

- | | |
|---|---|
| <ul style="list-style-type: none"> 1. Accessory for closet 2. Accessories made for any room * 3. Any tatted item 4. Any sewn item 5. Bulletin board with example of intended use * 6. Creative wreath 7. Creative wall hanging made for any room * 8. Centerpiece for dining table of natural plant materials | <ul style="list-style-type: none"> 9. Curtains or draperies for any room 10. Decorative article which includes stenciling 11. Decorative mat 12. Fleece blanket, tied 13. Fleece pillow, tied 14. Fleece item for the home 15. Floor plan of room drawn to scale with furniture arrangement 16. Kitchen appliance cover * 17. Pillow for the home with original design pattern |
|---|---|

18. Pillow for the home with purchased design pattern
19. Pillowcase
20. Set of 4 placemats with matching table runner
21. Simple slipcover for chair *
22. Simple curtains for any room
23. Useful article for any room using simple decorative stitches
24. Wastebasket

Quilting

25. Any other patchwork item
26. Beginner's (1st yr) wall quilt, hand quilted
27. Beginner's (1st yr) wall quilt, machine quilted
28. Beginner's (1st yr) quilt, hand quilted

Open Class D – Miscellaneous

Premium 1.75 1.50 1.25 1.00

1. Pillow, needlepoint
2. Pillow, pieced
3. Pillow, patchwork
4. Pillow, decorative
5. Pillow, quilted
6. Pillow, any other not listed
7. Embellished Gourds
8. Embroidered dresser scarf
9. Embroidered pillowcases
10. Embroidered tablecloth
11. Fabric placemats, set of four
12. Table runner
13. Any sewn item
14. Crewel embroidered article
15. Stitchery from design, kit
16. Counted cross stitch article
17. Any other needlepoint article
18. Woven placemats, set of four
19. Woven table accessory
20. Decorative article which includes stenciling
21. Table runner with matching placemats

Premium 3.00 2.50 2.00 1.50

22. Curtains or draperies for any room
 23. Creative accessory for the home (wall hanging, wall plaque, or rug in stitchery)
 24. Creative accessory for the home using dried flowers
 25. Creative wall accessory
- Premium 4.50 3.50 2.50 1.50**
26. Woven afghan

29. Beginner's (1st yr) quilt, machine quilted
30. Crib quilt - any technique
31. Wall quilt, hand pieced and hand quilted
32. Wall quilt, machine pieced and hand quilted
33. Wall quilt, machine pieced and machine quilted
34. Wall quilt, pieced and tied
35. Quilted pillow
36. Quilt, hand pieced and hand quilted
37. Quilt, machine pieced and hand quilted
38. Quilt, machine pieced and machine quilted
39. Quilt pieced & tied

27. Woven blanket

28. Bedspread
29. Braided rug
30. Woven rug on loom
31. Homemade soap
32. Homemade candle
33. Any tatted item (attach to something)
34. Any holiday item

Open Class E – Wall Quilt

• Maximum size of 45" x 45"

Premium 3.00 2.50 2.00 1.50

35. Beginner's (1st yr) wall quilt, hand quilted
36. Beginner's (1st yr) wall quilt, machine quilted
37. Wall quilt, hand pieced and hand quilted
38. Wall quilt, machine pieced and hand quilted
39. Wall quilt, machine pieced and machine quilted

Open Class C – Bed Quilt

• Minimum size of 45" x 45"

Premium 4.50 3.50 2.50 1.50

40. Beginner's (1st yr) quilt, hand quilted
41. Beginner's (1st yr) quilt, machine quilted
42. Quilt, hand pieced and hand quilted
43. Quilt, machine pieced and hand quilted
44. Quilt, machine pieced and machine quilted
45. Quilt, machine pieced and commercially quilted
46. Quilt, pieced and tied
47. Crib quilt, hand quilted
48. Crib quilt, appliquéd
49. Crib quilt, pieced
50. Embroidered bed quilt
51. Embroidered crib quilt

Department 29 – Junior Family Living (Danish Judging)

Superintendent: Jane Baker

Junior Class A – Grades 3 – 5

Junior Class B – Grades 6 – 8

Junior Class C – Grades 9 - 13

- On the back of entry tag, state the age of the child for which this project is intended.

All premiums: Blue, 2.00; Red, 1.75; White, 1.50; and Pink 1.25, unless otherwise listed.

Item

1. Active play toy made by exhibitor for child (no stuffed toys) i.e.: ring toss, hopscotch, etc. (include directions)
2. Art activity for a child, include directions
3. Babysitting kit, list items included and if kit is for daytime or evening use
4. Book of five nutritious recipes for snacks that a child can help make. Describe the child's age and how they can be involved in preparation.
5. Child Development Career Investigation (possible job shadows: teacher, day care provider, coach, etc.) create a book or display on your experience
6. Dictated storybook. Ask a child to tell you a story, take down their exact words and find the pictures to complete the story
7. First aid kit list items included (no store bought kits)

8. Flannel board with story pieces (include story)
9. Illustrated growth chart representing the development of a child you have been observing
10. Original game to play with a child (include instructions)
11. Original storybook for a child – handwritten, pictures drawn
12. Original storybook for a child, using a computer
13. Plan a child's party, include age of child, number of guests, refreshments, games, schedule
14. Picture dictionary for a child – handwritten, pictures drawn
15. Picture dictionary for a child, using a computer
16. Puppet created by exhibitor
17. Puzzle made by exhibitor
18. Safe lightweight mobile for infant's room
19. Safe toy or game for a child from recycled items, describe how made and intended use of toy or directions for games

20. Scrapbook of five games to play with children, explain and illustrate actions
21. Soft toy

22. Travel kit, include appropriate activities and toys to use when traveling; list items included

Department 31 –Junior Communications (Danish Judging)

Superintendent: Beckey Kramer

Junior Class A – Grades 3 – 5

Junior Class B – Grades 6 – 8

Junior Class C – Grades 9 - 13

- Posters and collages should be 14" x 22".
- Stories and poems should use appropriate language, themes and subject matter for a general audience.

All premiums: Blue, 2.00; Red, 1.75; White, 1.50; and Pink 1.25, unless otherwise listed

- | <u>Item</u> | | |
|---|-----|--|
| 1. Point of view article for newsletter or newspaper | 13. | Original short story, 3-5 pages, typed, framed or in booklet form, double spaced |
| 2. Business letter of request | 14. | Original essay, 1-3 pages, typed, framed or in booklet form, double spaced |
| 3. Thank you note or letter | 15. | Original drama, play or skit, under 8 pages, typed, framed or in booklet form, double spaced |
| 4. Collage of people wearing different styles of clothing and the first impression each makes | 16. | Original poem, 8-24 lines, typed or neatly written, framed or in booklet form |
| 5. Guidelines for e-mail and Internet etiquette | 17. | Three original short poems, up to 10 lines, typed or neatly written, framed or in booklet form |
| 6. Outline of a demonstration | 18. | An original book review about a favorite book |
| 7. Outline of a 3-5 minute speech | 19. | An original cover illustration for a favorite book |
| 8. Posters on how to reduce fear of public speaking | 20. | A poster illustrating your top 10 Favorite Books |
| 9. Critique of magazine advertisements | 21. | Personal Resume |
| 10. Newspaper ad promoting 4-H | | |
| 11. Newsletter | | |
| 12. Hand made "inspirational" book (could include quotes, bible verses, pictures, etc.) | | |

Department 33 –Junior Youth Leadership (Danish Judging)

Superintendent: Beckey Kramer

Junior Class A – Grades 3 – 5

Junior Class B – Grades 6 – 8

Junior Class C – Grades 9 - 13

- All posters should be 14" x 22". All scrapbooks should be 8" x 8", 8 ½" x 11" or 12" x 12."

All premiums: Blue, 2.00; Red, 1.75; White, 1.50; and Pink 1.25, unless otherwise listed.

Youth Leadership

- | <u>Item</u> | | |
|--|---|---|
| 1. Club Record Book (i.e. 4-H Record Book, FFA Book, etc.) | 10. | Poster on leadership styles |
| 2. Exhibit showing county older youth organization involvement | 11. | Poster on the characteristics of good teamwork |
| 3. Exhibit showing community service involvement | 12. | Scrapbook describing leadership responsibilities and activities |
| 4. Leadership plan for a club activity | 13. | Visual aid developed by youth leader |
| 5. Leadership plan for a specific project, indicate what you did | Club Officers Book (Must be entered by club officer and officer will receive premiums) | |
| 6. Leadership plan for a club activity showing teen leader involvement | 14. | Historian's book |
| 7. Leadership plan showing what was taught at a project meeting | 15. | Secretary's book |
| 8. Poster for member recruitment | 16. | Reporter's book |
| 9. Poster showing ways you helped in a club activity | 17. | Club Newsletter |

Department 34 – Junior Health, Social and Political Sciences (Danish Judging)

Superintendent: Rhonda Cerven

Junior Class A – Grades 3 – 5

Junior Class B – Grades 6 – 8

Junior Class C – Grades 9 - 13

- All posters **MUST** be 14" x 22". All scrapbooks should be 8 ½" x 11" 12" x 12."

All premiums: Blue, 2.00; Red, 1.75; White, 1.50; Pink, 1.25, unless otherwise listed.

- | | | |
|--|-----|--|
| 1. Collage/Poster on myself | 6. | Poster on preventing Sports Injuries |
| 2. Display of interview of one person who holds political Office (local, county, state, etc.) write up/display background and summarizes the interview | 7. | Poster or Display on a holiday in another country |
| 3. Poster showing personal hygiene technique (examples hand washing, brushing teeth, etc.) | 8. | Poster or Display on Ethnic foods |
| 4. Poster showing members of my family doing our favorite things | 9. | Poster or Display on an Environmental Issue |
| 5. Poster on First Aid (examples: choking, poisons, broken bones, burns, etc.) | 10. | Poster or Display on a Current Event |
| | 11. | Poster or Display that illustrates things families can do together instead of watching television |
| | 12. | Poster or Display of a Family celebration planned by the exhibitor, include invitations, music, quotes, decoration samples, etc. |

Department 32 – Junior Booths (Danish Judging)
Department 132 – Open Booths (Regular Judging)

Superintendent: Debbie McCarthy

- Approximate size of booth is 48” wide, 48” deep, and 48” high. Entry tag must be attached to booth.
- Theme to be used for 2013 is “Sow it, Grow it, Show it!” Club or organization name in booth display is required. There are a limited number of booths available, and they will be distributed as the entries are received.
- Each club or organization is allowed one booth. If additional booths are requested, they will be distributed as available. Only one booth will be placed and only one premium will be awarded. It must be stated on the entry tag which booth is to be judged and which booths are for educational purposes only.
- **Only clubs and organizations are eligible to enter booths. There is no entry fee for booths. To enter a booth, clubs must contact the Crawford County Extension Office by July 20th to reserve booth space.**
- Each booth should explain the educational efforts of the organization.
- ALL staples must be removed from booths at the end of the fair or no premiums will be awards
- Booths will be judged on the following basis:

Theme	10	Attractiveness	15
Labels	10	Quality of materials	15
Educational Aspects	40	Arrangement	10
		Total points available	100

All premiums: Blue, 16.00; Red, 14.00; White, 12.00; Pink, 10.00.

Junior Class A – 4-H Club Booth (Open to organized 4-H clubs)

Junior Class B – Youth Booth (Open to non – 4-H groups)

Open Class C – Educational Booth

- Includes any adult club (ex: HCE, Civic clubs, Lions, etc)

Open Class D – Senior Citizens Display

- Senior citizens groups may have a display. The group must be identified. A group should consist of three or more members.

Item

1. Booth

*Use general Entry Form - page 48 or 49 – there is no entry fee for booths



Animal Health Regulations

for Fairs and Shows in Wisconsin: 2013 Season

This is a summary of animal health requirements for fairs, shows and exhibitions only. They are not necessarily the same as requirements for importing animals into Wisconsin or moving them within the state for other purposes. They may change if animal diseases occur in Wisconsin or elsewhere, so you should always check our website or contact us for current information.

<p align="center">General requirements for show organizers</p>	<p>Fairs or exhibitions lasting more than 24 hours must appoint a licensed veterinarian to inspect all livestock daily</p> <p>Fairs or exhibitions lasting less than 24 hours must have a licensed veterinarian or show chairperson review all required records and test results to check for:</p> <ul style="list-style-type: none"> <input type="checkbox"/> Exhibitor’s name and address <input type="checkbox"/> Animal identification (number, type, description) <input type="checkbox"/> Compliance with disease testing and other health requirements <input type="checkbox"/> Livestock premises number, if any, where animals originated <p>Fair management must maintain records for 5 years of:</p> <ul style="list-style-type: none"> <input type="checkbox"/> Exhibitors <input type="checkbox"/> Livestock premises numbers, if any <input type="checkbox"/> Animal identification
<p align="center">Diseases</p>	<p>Animals that show evidence of having contagious or infectious diseases may be removed immediately, and may be quarantined or slaughtered.</p>

	<p>Bovine animals with ringworm, mange or scab will be removed from the fair or exhibition premises, unless the veterinarian in charge finds they are incapable of transmitting disease.</p>
<p>Cattle and bison</p>	<p>Cattle from within Wisconsin have no requirements for tests or health documents.</p> <p>The new identification requirements below are based on the federal rule for interstate movements of U.S. livestock and go into effect Spring 2013</p> <p>Cattle from outside Wisconsin must:</p> <ul style="list-style-type: none"> <input type="checkbox"/> <input type="checkbox"/> Be accompanied by certificate of veterinary inspection (CVI) documenting official animal ID and all required tests and certifications <input type="checkbox"/> <input type="checkbox"/> Have at least one form of official individual ID (including steers) <input type="checkbox"/> <input type="checkbox"/> Meet all of Wisconsin's normal requirements for import (see http://datcp.wi.gov/Animals/Animal_Movement/Cattle_Bison) <p>Acceptable animal IDs for all cattle from outside Wisconsin</p> <ul style="list-style-type: none"> <input type="checkbox"/> <input type="checkbox"/> Official metal ear tags <input type="checkbox"/> <input type="checkbox"/> AIN (15-digit "840" tags) <p>Brucellosis requirements for cattle from outside Wisconsin</p> <ul style="list-style-type: none"> <input type="checkbox"/> <input type="checkbox"/> Steers are exempt from any brucellosis test requirement <input type="checkbox"/> <input type="checkbox"/> Cattle from brucellosis-free states are exempt from brucellosis testing requirement <input type="checkbox"/> <input type="checkbox"/> Cattle from certified brucellosis-free herds in Class A states do not need brucellosis tests if the CVI has the certified herd number and the last test date <input type="checkbox"/> <input type="checkbox"/> All other cattle need negative brucellosis test within 30 days before entering Wisconsin
<p>Cattle and bison (cont.)</p>	<p>Tuberculosis requirements for cattle from outside Wisconsin</p> <p>Negative individual TB tests within 60 days before entering Wisconsin are required for cattle if they originate from:</p> <ul style="list-style-type: none"> <input type="checkbox"/> <input type="checkbox"/> States or zones that are Modified Accredited Advanced states or that Wisconsin treats as MAA because they have had bovine TB cases <input type="checkbox"/> <input type="checkbox"/> Modified Accredited states (see section below for Michigan's Modified Accredited and Modified Accredited Advanced zones) <input type="checkbox"/> <input type="checkbox"/> States that do not recognize Wisconsin's TB-free status <input type="checkbox"/> <input type="checkbox"/> For requirements by state: http://datcp.wi.gov/Animals/Animal_Movement/Cattle_Bison <p>Cattle from Michigan's TB Free Zone:</p> <ul style="list-style-type: none"> <input type="checkbox"/> <input type="checkbox"/> Need negative individual TB test within 60 days before arrival in Wisconsin for all animals <input type="checkbox"/> <input type="checkbox"/> <i>Whole herd TB test and import permit not required</i> <p>Cattle from Michigan's MA and MAA zones and other states with MA zones:</p> <ul style="list-style-type: none"> <input type="checkbox"/> <input type="checkbox"/> Need import permits <input type="checkbox"/> <input type="checkbox"/> Need negative whole-herd TB tests within 12 months before arrival in Wisconsin for all animals 1 year and older <input type="checkbox"/> <input type="checkbox"/> Need negative individual TB tests within 60 days before entering Wisconsin <input type="checkbox"/> <input type="checkbox"/> Must return directly to the state of origin after the show, and there must be a statement on the CVI that they will be doing so <p>Cattle from Canada must meet current federal requirements to enter the United States. (See http://www.aphis.usda.gov/import_export/downloads/pro_imp_cattle-bison_can.pdf)</p> <p>For information on obtaining an import permit:</p> <ul style="list-style-type: none"> <input type="checkbox"/> <input type="checkbox"/> Online http://datcp.wi.gov/Animals/Animal_Movement/Permit_Request <input type="checkbox"/> <input type="checkbox"/> <input type="checkbox"/> Email DATCPAnimalImports@wi.gov <input type="checkbox"/> <input type="checkbox"/> Call 608-224-4872

	<p>Requirements are subject to change as conditions warrant. For current information, check http://datcp.wi.gov/Animals/Animal_Movement/Cattle_Bison.</p>
Swine	<p>Swine from within Wisconsin need a Wisconsin intrastate movement certificate:</p> <ul style="list-style-type: none"> <input type="checkbox"/> <input type="checkbox"/> Stating that the herd of origin was inspected on the farm within 30 days before the show and showed no signs of disease <input type="checkbox"/> <input type="checkbox"/> Including documentation of all required tests <p>Swine from outside Wisconsin need a certificate of veterinary inspection that includes a statement that they have <i>not</i> received pseudorabies vaccinations, and official identification number. Acceptable methods of ID for swine are:</p> <ul style="list-style-type: none"> <input type="checkbox"/> <input type="checkbox"/> USDA silver ear tag <input type="checkbox"/> <input type="checkbox"/> USDA 840 button ear tag <input type="checkbox"/> <input type="checkbox"/> Breed association tattoo <input type="checkbox"/> <input type="checkbox"/> Ear notch (if the pig is a purebred and the notch is registered) <p>Requirements are subject to change as conditions warrant. For current information, check http://datcp.wi.gov/Animals/Animal_Movement/Swine.</p>
Sheep and goats	<p>Sheep and goats from within Wisconsin:</p> <ul style="list-style-type: none"> <input type="checkbox"/> <input type="checkbox"/> If sexually intact, need official individual ID <i>at any age</i> <input type="checkbox"/> <input type="checkbox"/> If not sexually intact, need official individual ID if they are <i>12 months or older</i> <input type="checkbox"/> <input type="checkbox"/> Official ID may be scrapie ear tags, USDA 840 button ear tag, or breed association tattoo (as long as it is unique to that animal) <input type="checkbox"/> <input type="checkbox"/> Cannot have been exposed to scrapie if they are sexually intact
Sheep and goats (cont.)	<p>Sheep and goats from outside Wisconsin:</p> <ul style="list-style-type: none"> <input type="checkbox"/> <input type="checkbox"/> Need certificate of veterinary inspection and official individual ID: scrapie ear tag, USDA 840 button ear tag, or breed association tattoo (as long as it is unique to that animal) <input type="checkbox"/> <input type="checkbox"/> Cannot have been exposed to scrapie <p>Goats from Michigan's TB Modified Accredited Zone:</p> <ul style="list-style-type: none"> <input type="checkbox"/> <input type="checkbox"/> Need import permits <input type="checkbox"/> <input type="checkbox"/> Need negative whole-herd TB tests within 12 months before arrival in Wisconsin <input type="checkbox"/> <input type="checkbox"/> Need negative individual TB tests within 60 days before entering Wisconsin <input type="checkbox"/> <input type="checkbox"/> Must return directly to the state of origin after the show, and there must be a statement on the CVI that they will be doing so <p>For information on obtaining an import permit:</p> <ul style="list-style-type: none"> <input type="checkbox"/> <input type="checkbox"/> Online http://datcp.wi.gov/Animals/Animal_Movement/Permit_Request <input type="checkbox"/> <input type="checkbox"/> Email DATCPAnimalImports@wi.gov <input type="checkbox"/> <input type="checkbox"/> Call 608-224-4872 <p>Requirements are subject to change as conditions warrant. For current information, check http://datcp.wi.gov/Animals/Animal_Movement/Sheep_Goats.</p>
Equine	<p>Equine animals from within Wisconsin need documentation of a negative EIA test done in 2013, which clearly identifies the animal by registration number, lip tattoo, freeze brand, or complete description. Documentation may be:</p> <ul style="list-style-type: none"> <input type="checkbox"/> <input type="checkbox"/> Official test report VS 10-11, <i>or</i> <input type="checkbox"/> <input type="checkbox"/> USDA-approved electronic test form, <i>or</i> <input type="checkbox"/> <input type="checkbox"/> Global Vet Link EIA electronic form, <i>or</i> <input type="checkbox"/> <input type="checkbox"/> Certificate of veterinary inspection with the test results listed <p>Equine animals from outside Wisconsin need:</p>

	<ul style="list-style-type: none"> <input type="checkbox"/> <input type="checkbox"/> Certificate of veterinary inspection (CVI) <input type="checkbox"/> <input type="checkbox"/> Negative EIA test done in 2013, which clearly identifies the animal by registration number, lip tattoo, freeze brand, or complete description, and reported on the CVI <p>Equines from Minnesota are exempt from the CVI requirement if:</p> <ul style="list-style-type: none"> <input type="checkbox"/> <input type="checkbox"/> Ownership does not change while the animal is in Wisconsin <input type="checkbox"/> <input type="checkbox"/> The animal remains in Wisconsin no longer than 7 days <input type="checkbox"/> <input type="checkbox"/> Proof of an EIA test in the current calendar year accompanies the animal <p>Requirements are subject to change as conditions warrant. For current information, check http://datcp.wi.gov/Animals/Animal_Movement/Horses.</p>
<p>Llamas, alpacas, guanacos</p>	<p>Llamas, alpacas and guanacos from within Wisconsin have no requirements.</p> <p>Llamas, alpacas and guanacos from outside Wisconsin must have a certificate of veterinary inspection and official animal ID. Official ID may be:</p> <ul style="list-style-type: none"> <input type="checkbox"/> <input type="checkbox"/> Approved USDA ear tag number <input type="checkbox"/> <input type="checkbox"/> Microchip number <input type="checkbox"/> <input type="checkbox"/> Breed association registration number <input type="checkbox"/> <input type="checkbox"/> Breed association tattoo <p>Requirements are subject to change as conditions warrant. For current information, check http://datcp.wi.gov/Animals/Animal_Movement/Llamas_Alpacas_Guanacos.</p>
<p>Exotic ruminants</p>	<p><i>Note: Exotic ruminants are ruminants that are not native to Wisconsin, and are not cervids – for example, vicuñas, camels, yaks, water buffalo, pronghorn antelope and giraffes.</i></p> <p>Exotic ruminants from within Wisconsin have no requirements.</p> <p>Exotic ruminants from outside Wisconsin need an import permit and a certificate of veterinary inspection (CVI) with proof that they meet requirements for:</p> <ul style="list-style-type: none"> <input type="checkbox"/> <input type="checkbox"/> <i>Bovine TB</i> – negative test required within 60 days before entry <input type="checkbox"/> <input type="checkbox"/> <i>Brucellosis</i> – negative test required within 30 days before entry <p>For information on obtaining an import permit:</p> <ul style="list-style-type: none"> <input type="checkbox"/> <input type="checkbox"/> Online http://datcp.wi.gov/Animals/Animal_Movement/Permit_Request <input type="checkbox"/> <input type="checkbox"/> Email DATCPAnimalImports@wi.gov <input type="checkbox"/> <input type="checkbox"/> Call 608-224-4872 <p>Requirements are subject to change as conditions warrant. For current information, check http://datcp.wi.gov/Animals/Animal_Movement/Exotic_Species.</p>
<p>Poultry and waterfowl (including ostriches, emus, rheas and cassowaries)</p>	<p>Poultry and waterfowl from within Wisconsin need:</p> <ul style="list-style-type: none"> <input type="checkbox"/> <input type="checkbox"/> An NPIP certificate stating that they originate from a US. pullorum-typhoid clean or NPIP affiliate flock, <i>or</i> <input type="checkbox"/> <input type="checkbox"/> A DATCP-issued certificate stating they are from a Wisconsin tested or associate flock, <i>or</i> <input type="checkbox"/> <input type="checkbox"/> If they are sexually mature, individual wing or leg band ID and a negative test for pullorum-typhoid (and <i>Mycoplasma gallisepticum</i> for turkeys) within 90 days before arrival at the show <p>Poultry and waterfowl from outside Wisconsin need a certificate of veterinary inspection or equivalent that states:</p> <ul style="list-style-type: none"> <input type="checkbox"/> <input type="checkbox"/> They originate from a flock classified pullorum-typhoid clean under NPIP or an equivalent state program, <i>or</i> <input type="checkbox"/> <input type="checkbox"/> If they are sexually mature, that they have tested negative for pullorum-typhoid (and <i>Mycoplasma gallisepticum</i> for turkeys) within 90 days before arrival at the show. These birds also need wing or leg band ID.

	<p>Turkeys, regardless of origin, must be separated from other poultry, unless they are going directly to slaughter after the show. The show veterinarian should decide whether the separation is by different housing, or by controlling air flow and spacing.</p> <p>Requirements are subject to change as conditions warrant. For current information, check http://datcp.wi.gov/Animals/Animal_Movement/Poultry</p>
<p>Small animals: Dogs, domestic cats, and other household pets (ferrets, pet birds, rabbits, gerbils, guinea pigs, hamsters, domestic mice and rats)</p>	<p><i>Note: These rules do not apply to animals that are part of menageries. For those rules, see below. Pot-bellied and miniature pigs fall under rules for swine.</i></p> <p>Dogs from within Wisconsin that are 5 months or older need proof of current rabies vaccination.</p> <p>Cats and other household pets from within Wisconsin have no requirements.</p> <p>Dogs and cats from outside Wisconsin that are 5 months or older need to be vaccinated for rabies by a licensed veterinarian, and regardless of age, need certificates of veterinary inspection stating the age of the animal and for animals 5 months and older the date of last rabies vaccination and revaccination due date</p> <p>Other household pets from outside Wisconsin need certificates of veterinary inspection (CVIs) but have no testing or vaccination requirements.</p>
<p>Small animals (cont.)</p>	<p>Small animals from other nations need to meet requirements of the U.S. Department of Agriculture (608-662-0600) and Centers for Disease Control (1-800-232-4636).</p> <p>Requirements are subject to change as conditions warrant. For current information, check http://datcp.wi.gov/Animals/Animal_Movement/Household_Pets.</p>
<p>Exotic small animals (any species not covered by "small animals" above)</p>	<p><i>Note: Local jurisdictions may have requirements beyond the state requirements listed here.</i></p> <p>Animals from within Wisconsin do not have any requirements as long as they are legal to possess in Wisconsin.</p> <p>Animals from outside Wisconsin generally have no testing or vaccination requirements, but do need:</p> <ul style="list-style-type: none"> <input type="checkbox"/> Certificate of veterinary inspection (CVI) <input type="checkbox"/> Official ID <input type="checkbox"/> Import permit number <p>Note: Some animals may not be brought to Wisconsin. These are North American prairie dogs and the following African species: tree squirrels, rope squirrels, dormice, Gambian giant pouched rats, brush-tailed porcupines and striped mice.</p> <p>Others may require permits from the Wisconsin Department of Natural Resources. See http://dnr.wi.gov/org/land/wildlife/captive/captive.htm.</p> <p>For information on obtaining an import permit:</p> <ul style="list-style-type: none"> <input type="checkbox"/> Online http://datcp.wi.gov/Animals/Animal_Movement/Permit_Request <input type="checkbox"/> Email DATCPAnimalImports@wi.gov <input type="checkbox"/> Call 608-224-4872 <p>Requirements are subject to change as conditions warrant. For current information, check http://datcp.wi.gov/Animals/Animal_Movement/Household_Pets.</p>
<p>Circus, rodeo, racing and menagerie animals</p>	<p><i>Note: Local jurisdictions may have requirements beyond the state requirements listed here.</i></p> <p>Animals from within Wisconsin must meet vaccination and testing requirements for their species. See these requirements earlier in this document.</p> <p>Animals from outside Wisconsin need certificates of veterinary inspection and vaccinations and tests required for their species. See these requirements earlier in this document.</p>

	<p>They also need import permit numbers if they are:</p> <ul style="list-style-type: none"> <input type="checkbox"/> <input type="checkbox"/> Circuses and individual circus acts <input type="checkbox"/> <input type="checkbox"/> Rodeo stock other than individual participants' horses <input type="checkbox"/> <input type="checkbox"/> Multi-species menageries (defined as any animals kept individually or in a collection primarily for purposes of exhibition or competition) <input type="checkbox"/> <input type="checkbox"/> Petting zoos <p>They do not need import permit numbers if they are:</p> <ul style="list-style-type: none"> <input type="checkbox"/> <input type="checkbox"/> Rodeo horses owned by individual participants <input type="checkbox"/> <input type="checkbox"/> Single-species groups <p>Note: Some animals may not be brought to Wisconsin. These are North American prairie dogs and the following African species: tree squirrels, rope squirrels, dormice, Gambian giant pouched rats, brush-tailed porcupines and striped mice. Others may require permits from the Department of Natural Resources. See http://dnr.wi.gov/org/land/wildlife/captive/captive.htm.</p> <p>For information on obtaining an import permit:</p> <ul style="list-style-type: none"> <input type="checkbox"/> <input type="checkbox"/> Online http://datcp.wi.gov/Animals/Animal_Movement/Permit_Request
<p>Circus, rodeo, racing and menagerie animals (cont.)</p>	<ul style="list-style-type: none"> <input type="checkbox"/> <input type="checkbox"/> Email DATCPAnimalImports@wi.gov <input type="checkbox"/> <input type="checkbox"/> Call 608-224-4872 <p>Requirements are subject to change as conditions warrant. For current information, check http://datcp.wi.gov/Animals/Animal_Movement/Circuses_Rodeos.</p>
<p>Guidelines for housing and managing animals</p>	<p>The State Veterinarian recommends that exhibitors:</p> <ul style="list-style-type: none"> <input type="checkbox"/> <input type="checkbox"/> Vaccinate breeding cattle against bovine viral diarrhea (BVD) at least 30 days before the event <input type="checkbox"/> <input type="checkbox"/> Test cattle for BVD-PI by immunoperoxidase test, and bring them to shows only if they test negative <input type="checkbox"/> <input type="checkbox"/> Test cattle for Johne's disease test results by ELISA test, and bring them to shows only if they test negative <input type="checkbox"/> <input type="checkbox"/> Clean and disinfect vehicles used to transport animals to and from the show, and vehicles used at the show, before and after the show <input type="checkbox"/> <input type="checkbox"/> Isolate exhibited animals returning to their farms or animals purchased at the show for 21 days before mingling them with other stock <p>The State Veterinarian recommends that show organizers:</p> <ul style="list-style-type: none"> <input type="checkbox"/> <input type="checkbox"/> House cattle separately from llamas, vicuñas, alpacas, guanacos, and other exotic ruminants <input type="checkbox"/> <input type="checkbox"/> House cattle separately from small ruminants, especially sheep <input type="checkbox"/> <input type="checkbox"/> House ostriches, emus, rheas and cassowaries separately from domestic poultry <input type="checkbox"/> <input type="checkbox"/> House swine separately from any other mammals <input type="checkbox"/> <input type="checkbox"/> Include a space for the premises registration code on livestock entry forms <input type="checkbox"/> <input type="checkbox"/> Provide hand-washing stations near all livestock facilities <input type="checkbox"/> <input type="checkbox"/> Provide individual watering and feeding troughs rather than common ones


Crawford County Fair

Buckets of Blooms Contest

Organized & Offered by the Crawford County Master Gardeners and the Crawford County Fair

Contest Rules:

- The contest is open to any 4-H Club, FFA chapter, civic club, church group, family or other organizations as well as individuals. Any one under the age of 18 will be judged in the junior division, entrants over 18 will be judged in the adult division. Crawford County, Crawford County Fair, Crawford County Fair Board & Fair personnel will not be responsible for lost, stolen or damaged items entered.
- A \$2.00 entry fee will be charged per Bucket entered. Entrants may enter up to 5 entries. Entries will be filled out when Buckets are delivered to the Fairgrounds.
- There are cash prizes for the top three entries in both divisions.
- Buckets must be brought to the grandstands at the Fairgrounds by noon on Thursday, August 8, 2013, and judging will take place at 2:00 pm. Buckets may not be removed until 4:00 pm on Sunday, August 12. Buckets may be brought to the fairgrounds (under the grandstand) from noon to 8:00 pm on Wednesday, August 7 or 8:00 am to noon on Thursday, August 8.
- Buckets will be on display anywhere on the Crawford County Fairgrounds. They will be tended and watered by Master Gardeners.
- Flowers, plants, grasses, herbs must all be real but may be grown or purchased.
- Additional accessories such as flags, plant sticks, figurines, etc. are acceptable, but should be waterproof.
- Judges will be considering best use of texture, color, originality, creativity and condition of materials.
- Other Considerations:
 - Five gallon buckets, either metal or plastic, should be used.
 - A drainage hole should be put in the bucket.
 - Buckets may be decorated or left plain.
 - Buckets must be light enough to be moved easily.
 - Consider using styrofoam, packing peanuts or similar material in the bottom of the bucket to lessen the weight.



For more information, please contact Donna Teynor at jteynor@centurytel.net or phone at 608-326-6590

The 4th Annual

Crawford County on the Move

5K Fun Run/Walk



Back by popular demand!! The 5K Fun Run Walk will be held on Saturday, August 10, 2013, beginning in the Entertainment Tent. Registration details will be available on the Crawford County Fair website at crawfordcountywiscnsinfair.com or call Jane SchAAF at 608-326-0223.

Crawford County Fair Entry Form
 For additional entry forms visit www.crawfordcountyfair.com

Please Print Clearly-

Name: _____ Phone: _____

Address: _____ City: _____ Zip: _____

Junior Exhibitors Grade (as of January 1st of the current year): _____ Birth date: _____

Email Address: _____ Parent/Guardian: _____

Name of Club/Organization: _____

Market Animal Exhibitors: In * column indicate the number of animals (up to 3) you will enter in each market class.

#	Dept.	Class	Item #	*	Description of Exhibit
1					
2					
3					
4					
5					
6					
7					
8					
9					
10					
11					
12					
13					
14					
15					

PAPER Entry Deadline is Friday, June 28, 2013. Return entry to: Crawford County Fair Office, 225 N Beaumont, Suite 240, Prairie du Chien, WI 53821

ONLINE Entry Deadline is Friday, July 12, 2013. ALL EXHIBITORS WITH MORE THAN 15 ENTRIES MUST ENTER ONLINE.

ALL CHECKS PAYABLE TO CRAWFORD COUNTY FAIR

Entry Fee: \$5.00 (PER EXHIBITOR INCLUDES ONE SEASON PASS) ----- \$ _____

Additional Advance Season Passes: Age 9 and up - \$20 in advance _____ x \$20.00 \$ _____

Daily passes are \$5 at the gate (\$10 Thursday)

Wenzel Amusements Advance Mega Pass: \$40.00 SEPARATE CHECK _____ x \$40.00 \$ _____

Total Enclosed: \$ _____

OFFICE USE ONLY	
C	CK

By signing below I acknowledge that I have read and understand the Liability Agreement, Code of Conduct, and Rules and Regulations located in the Crawford County Fair Book and agree to abide by all items contained within the agreements.

Exhibitor Signature: _____ Date: _____

Signature of Parent/Guardian (if applicable): _____

Crawford County Fair Entry Form
 For additional entry forms visit www.crawfordcountyfair.com

Please Print Clearly-

Name: _____ Phone: _____

Address: _____ City: _____ Zip: _____

Junior Exhibitors Grade (as of January 1st of the current year): _____ Birth date: _____

Email Address: _____ Parent/Guardian: _____

Name of Club/Organization: _____

Market Animal Exhibitors: In * column indicate the number of animals (up to 3) you will enter in each market class.

#	Dept.	Class	Item #	*	Description of Exhibit
1					
2					
3					
4					
5					
6					
7					
8					
9					
10					
11					
12					
13					
14					
15					

PAPER Entry Deadline is Friday, June 28, 2013. Return entry to: Crawford County Fair Office, 225 N Beaumont, Suite 240, Prairie du Chien, WI 53821

ONLINE Entry Deadline is Friday, July 12, 2013. ALL EXHIBITORS WITH MORE THAN 15 ENTRIES MUST ENTER ONLINE.

ALL CHECKS PAYABLE TO CRAWFORD COUNTY FAIR

Entry Fee: \$5.00 (PER EXHIBITOR INCLUDES ONE SEASON PASS) ----- \$ _____

Additional Advance Season Passes: Age 9 and up - \$20 in advance _____ x \$20.00 \$ _____

Daily passes are \$5 at the gate (\$10 Thursday)

Wenzel Amusements Advance Mega Pass: \$40.00 SEPARATE CHECK _____ x \$40.00 \$ _____

Total Enclosed: \$ _____

OFFICE USE ONLY	
C	CK

By signing below I acknowledge that I have read and understand the Liability Agreement, Code of Conduct, and Rules and Regulations located in the Crawford County Fair Book and agree to abide by all items contained within the agreements.

Exhibitor Signature: _____ Date: _____

Signature of Parent/Guardian (if applicable): _____

**Visit www.crawfordcountywisconsinfair.com to complete
your online entry form!**

**Winning is not the most important thing to happen at the fair.
Focus on the efforts, not the outcomes.
Focus on the youth, not the awards.
No matter what, be gracious and positive.**

A Note from the Chairman:

Hello Everyone,

The 2013 Crawford County Fair will be here before we know it! Once again we look forward to some exiting new things along with some old favorites. One of the things that make County fairs special is the exhibits that are outlined in this Fair Book. Whether it is livestock, baking, clothing, antiques or any of the other departments, these are the things that make our county fair a unique celebration of our rural heritage, both past and present. I'd like to take this opportunity to welcome new exhibitors, I'm sure you'll find participating in the Crawford County Fair to be a positive experience. I'd also like to welcome back all our past exhibitors. To me, it's the people who participate in our fair; our wonderful volunteers, the exhibitors, as well as the families who come to take it all in, that make me look forward to fair time every year. I truly appreciate the dedication and positive attitude everyone brings to our fair to make it a great event.

See you at the fair!

Pete Flesch
Crawford County Board Chairman

Crawford County Fair Personnel

Pete Flesch	Fair Board President	Karen Snitker	UWEX Program Assistant
Wade Dull	Fair Board	Sharon Steele	UWEX Program Assistant
David Olson	Fair Board	Vance Haugen	UWEX Agriculture Agent
Ray Martin	Fair Board	Jane Schaaf	UWEX Family Living Agent
Elling Jones	Fair Board	Amy Mitchell	UWEX 4-H and Youth Development Agent
Martin Sprosty	County Treasurer		UWEX Community Development Educator
Amanda Nagel	Fair Coordinator	Greg Smiley	Fairgrounds Maintenance Director
Sonya Lenzendorf	UWEX WNEP Program Coordinator		